

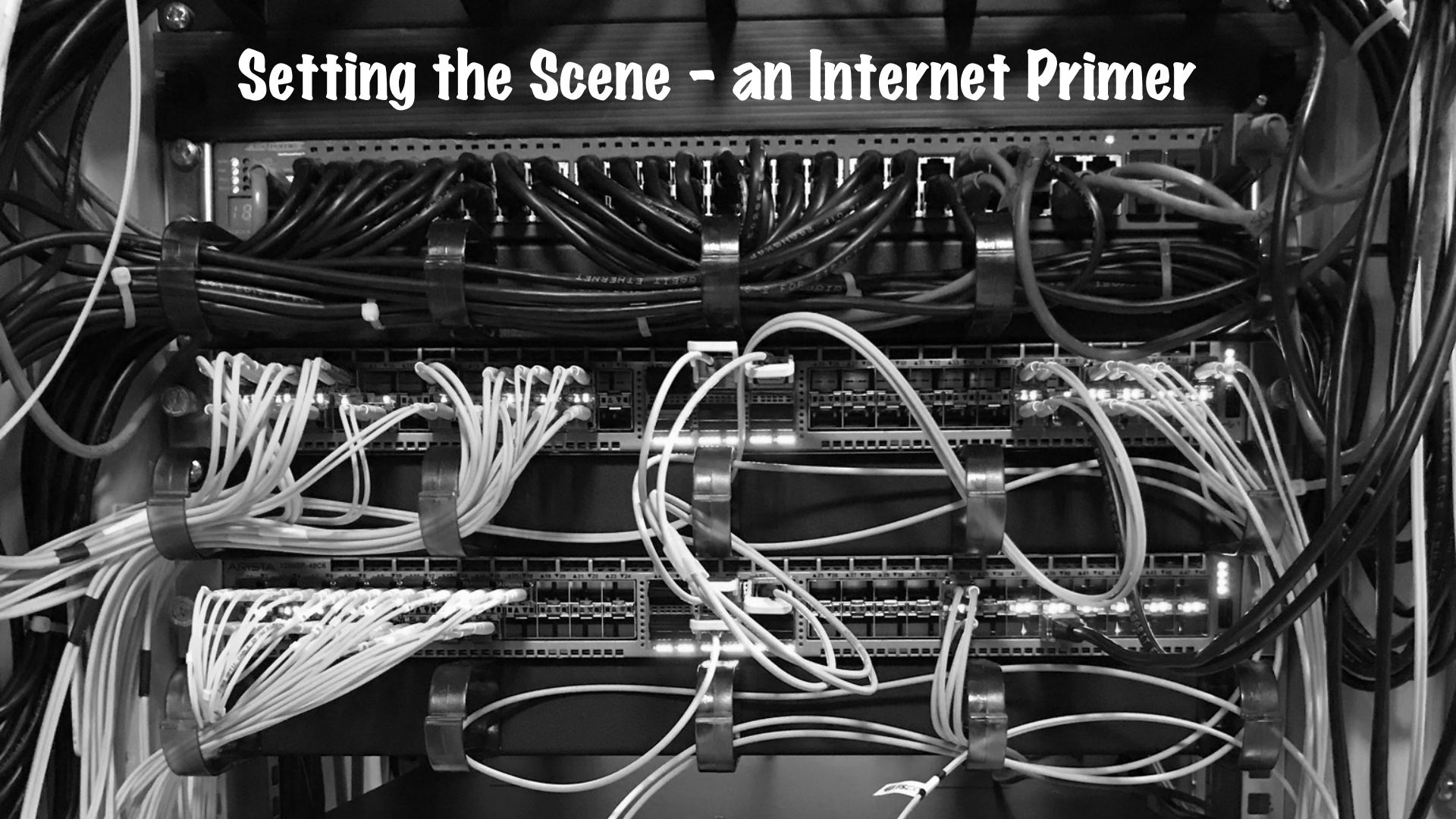
IXPs, BGP and the Internet



Agenda

- Introduction to the Internet and IXPs
- IP Allocations, RIPE, BGP and the Global Routing Table
- Introduction to IXPs and INEX
- A Technical Overview of INEX
- Route Servers
- Questions / Discussion


Setting the Scene - an Internet Primer






You





You



```
barryo@dub-ixn-lab01:~$ mtr -nrc 5 8.8.8.8
```


```
Start: 2018-10-25T16:24:09+0100
```

```
HOST: dub-ixn-lab01
```

	Loss%	Snt	Last	Avg	Best	Wrst	StDev
1. -- 185.101.240.0	0.0%	5	0.5	0.4	0.3	0.5	0.1
2. -- 185.6.36.57	0.0%	5	1.0	1.4	0.6	2.5	0.7
3. -- 74.125.244.1	0.0%	5	2.3	1.9	1.6	2.3	0.3
4. -- 72.14.239.219	0.0%	5	1.5	1.5	1.4	1.9	0.2
5. -- 8.8.8.8	0.0%	5	0.7	0.7	0.7	0.7	0.0

```
barryo@dub-ixn-lab01:~$
```

Your ISP
Program
on your
Internet

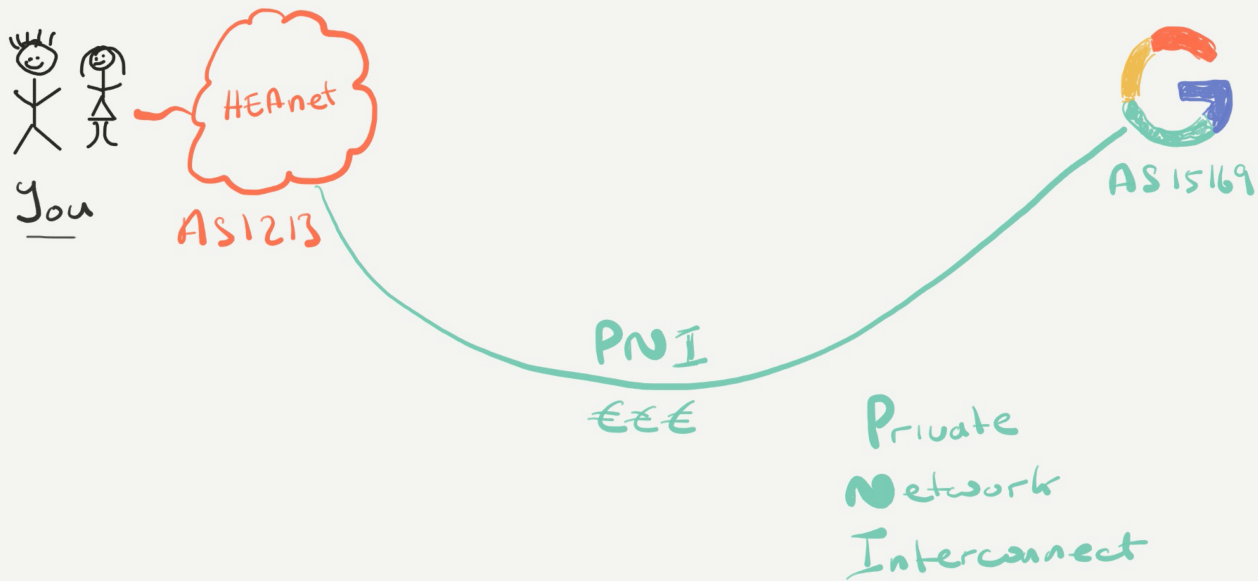


You




AS1213

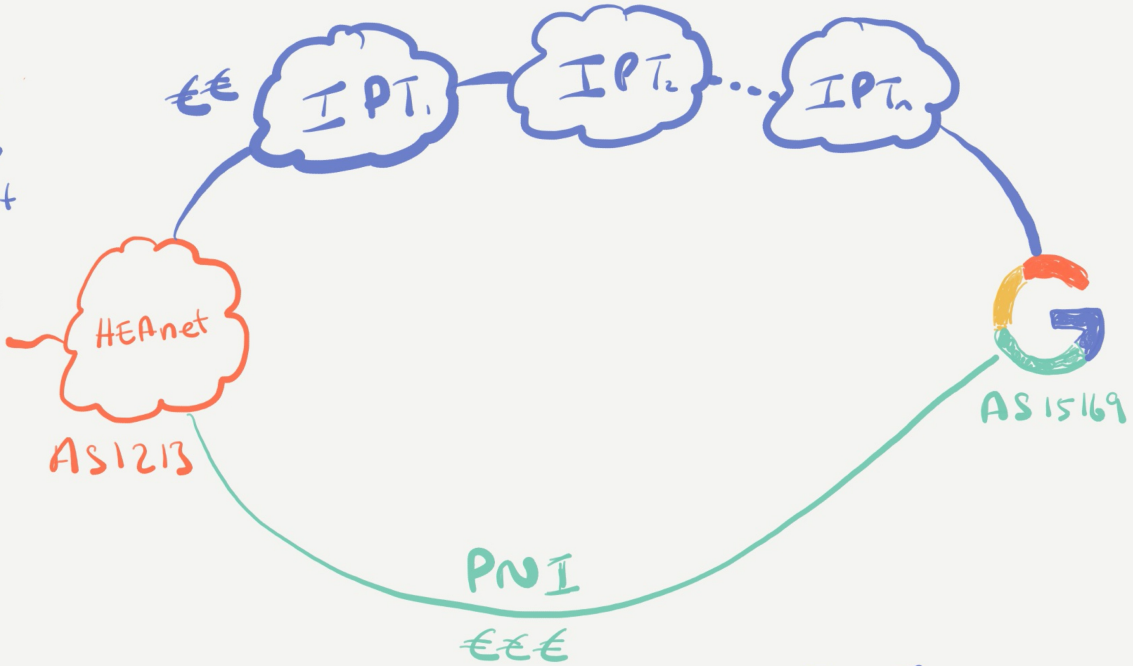




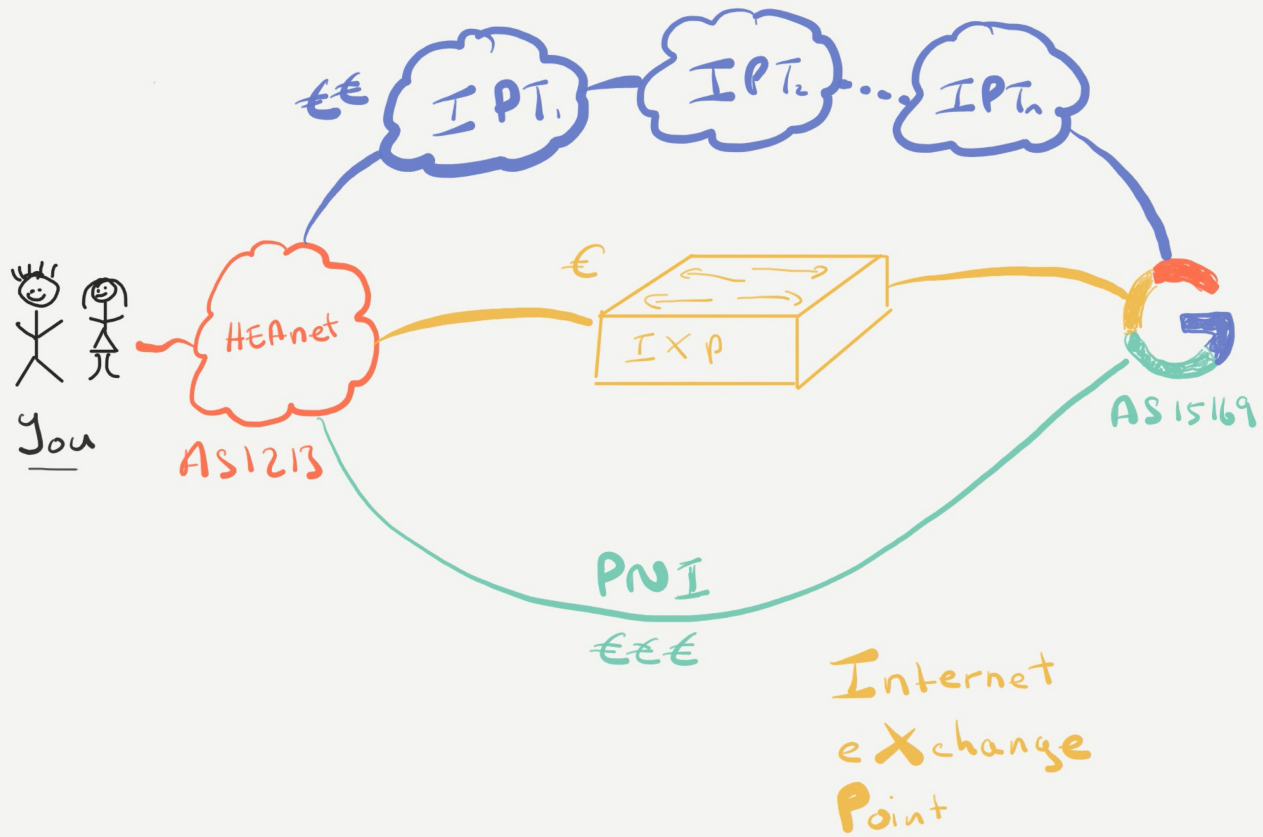
GTT | Tinet
Liberty Global
NTT
Tata
Telia
Zayo
Cogent
HE

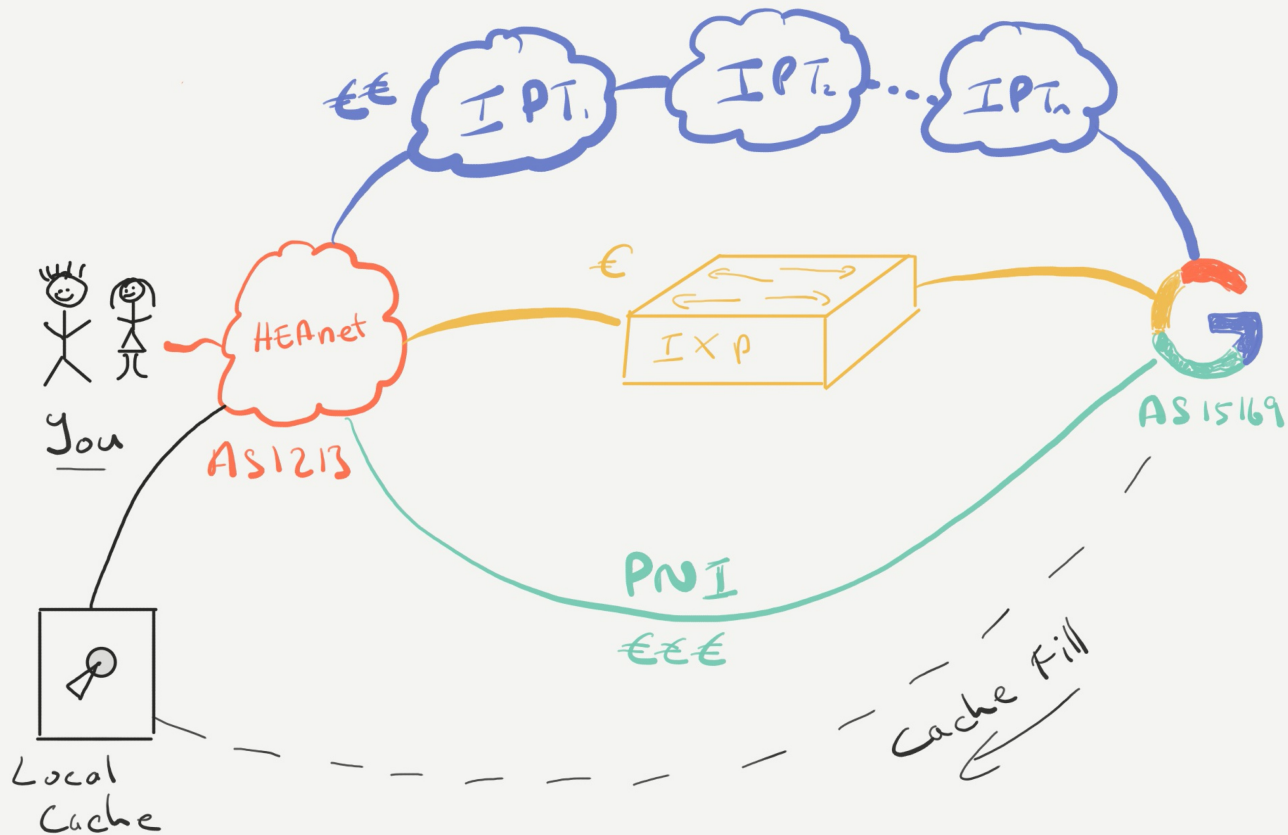


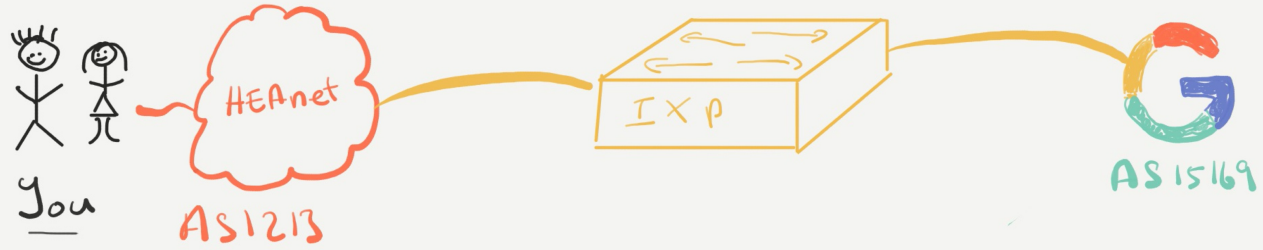
You

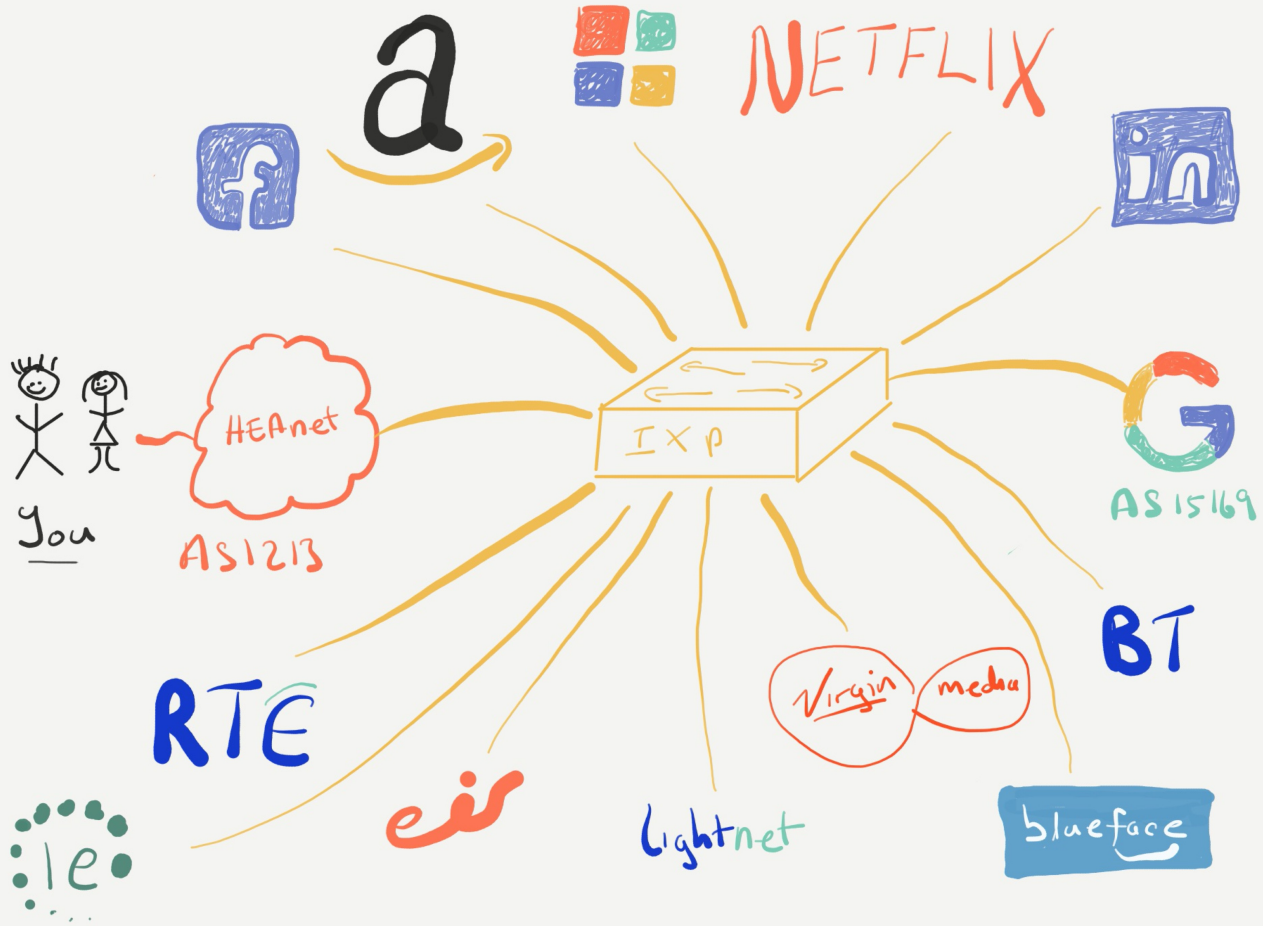


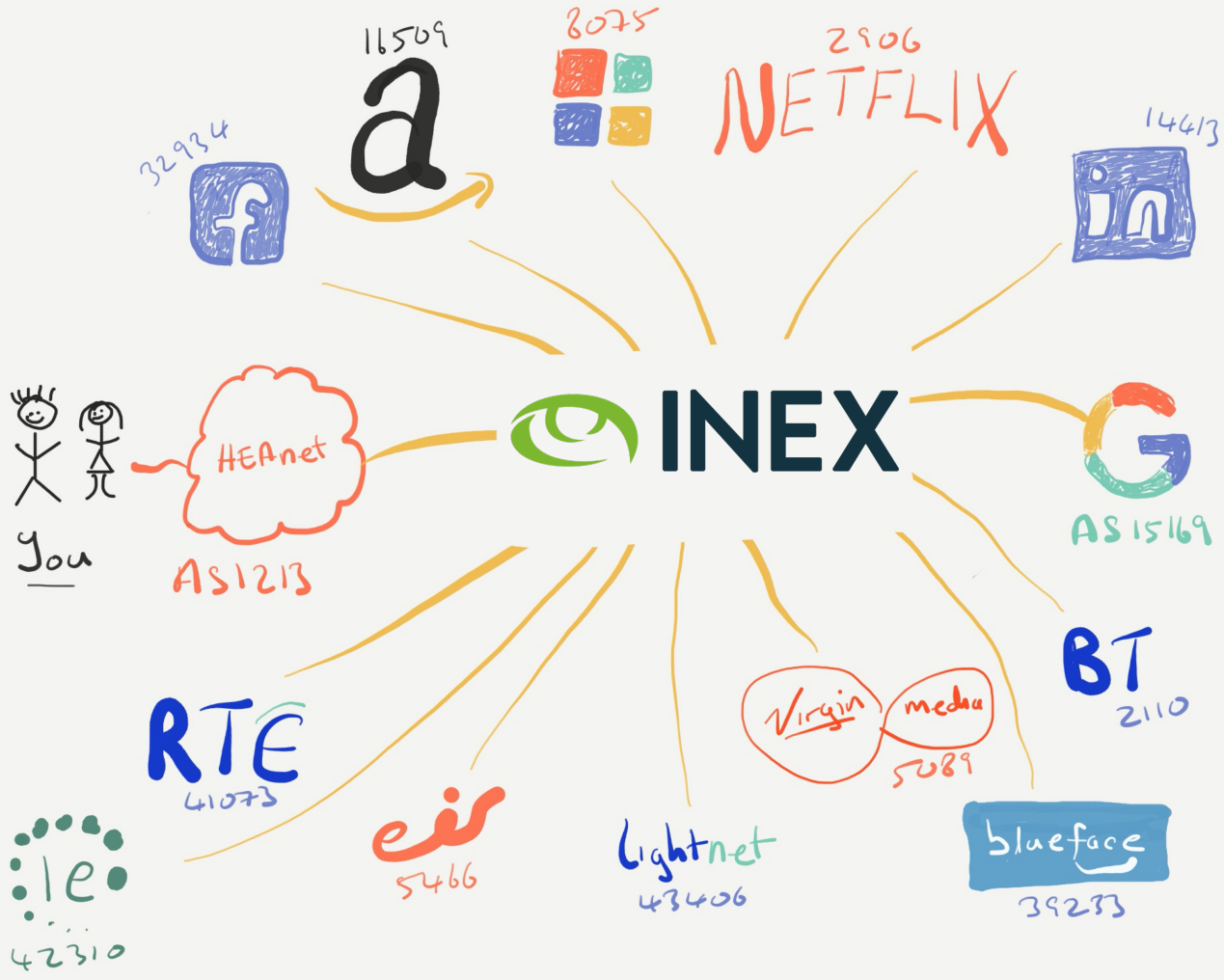
IP Transit











```
barryo@dub-ixn-lab01:~$ mtr -nrc 5 8.8.8.8
```

```
Start: 2018-10-25T16:24:09+0100
```

```
HOST: dub-ixn-lab01
```

	Loss%	Snt	Last	Avg	Best	Wrst	StDev
1. -- 185.101.240.0	0.0%	5	0.5	0.4	0.3	0.5	0.1
2. -- 185.6.36.57	0.0%	5	1.0	1.4	0.6	2.5	0.7
3. -- 74.125.244.1	0.0%	5	2.3	1.9	1.6	2.3	0.3
4. -- 72.14.239.219	0.0%	5	1.5	1.5	1.4	1.9	0.2
5. -- 8.8.8.8	0.0%	5	0.7	0.7	0.7	0.7	0.0

```
barryo@dub-ixn-lab01:~$
```



Google's router over INEX LAN1



IP ALLOCATION

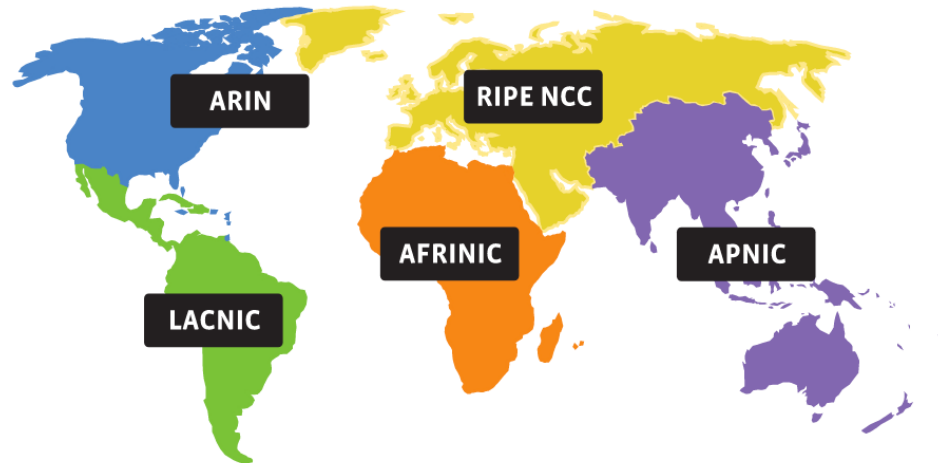
IP Allocations and Networks

IP ALLOCATIONS

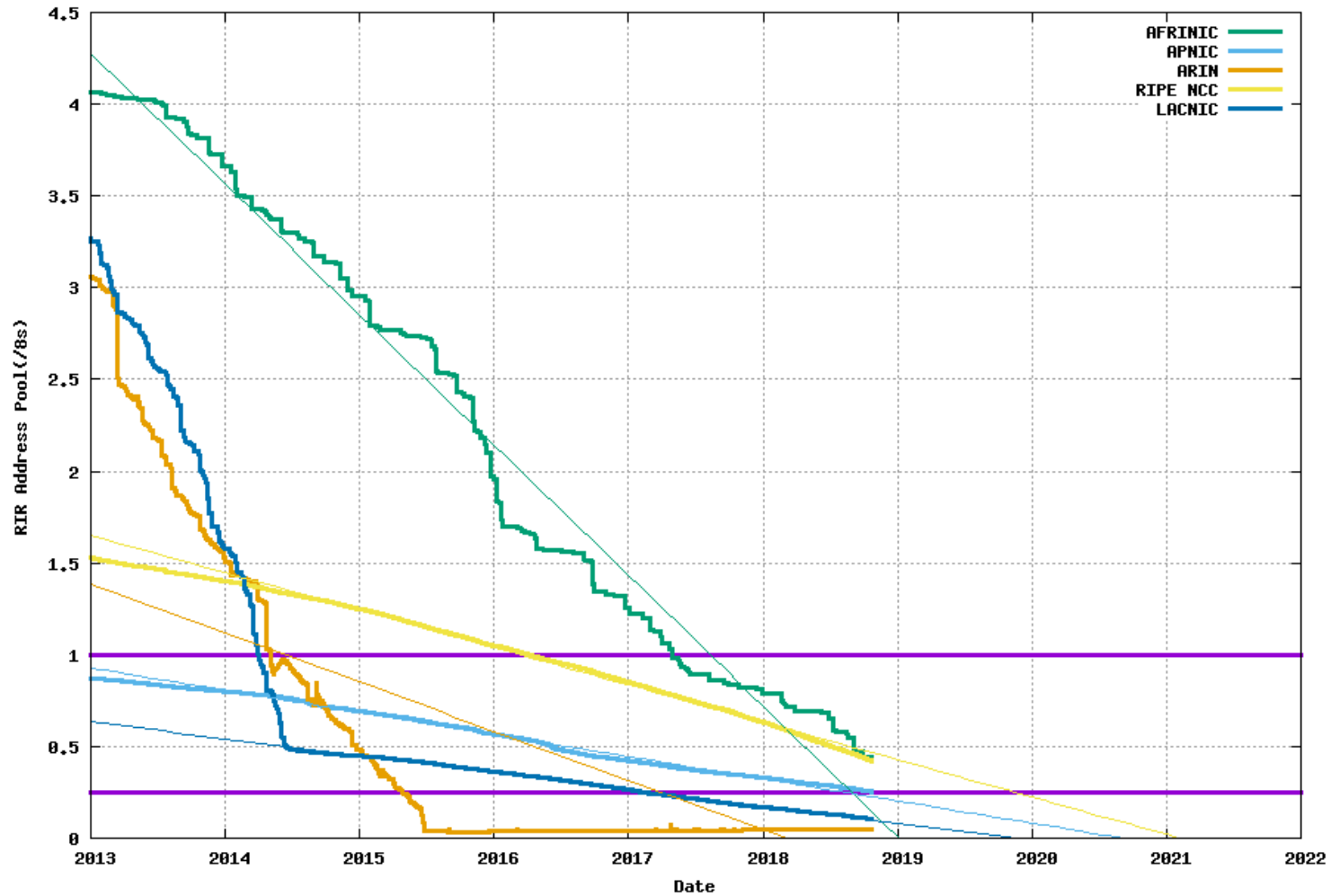
Who allocates IP addresses?



"coordinate the Internet's
globally unique identifiers"



RIR IPv4 Address Run-Down Model



RIPE - Last /8 Policy

- A /8 IPv4 block is 16.8 million addresses
 - Or 16,384 blocks of 1,024 addresses (/22)
- Each LIR (20k) is entitled to one allocation of /22
- Purpose is to allow for new services, innovation and to allow new entrants into the ISP market while the transition to IPv6 progresses

IP ALLOCATIONS

HEAnet's Blocks

```
~ ➔ dig +short a www.it.nuigalway.ie  
140.203.202.90
```



```
~ ➔ bgpq3 -b as1213  
NN = [  
  44.155.0.0/16,  
  87.32.0.0/12,  
  91.123.224.0/20,  
  134.226.0.0/16,  
  136.201.0.0/16,  
  136.206.0.0/16,  
  140.203.0.0/16,  
  143.239.0.0/16,  
  147.252.0.0/16,  
  149.153.0.0/16,  
  149.157.0.0/16,  
  157.190.0.0/16,  
  160.6.0.0/16,  
  193.1.0.0/16,  
  194.26.0.0/24  
];
```

IP ALLOCATIONS

HEAnet's Blocks - Traceroute to 140.203.202.90

IP ALLOCATIONS

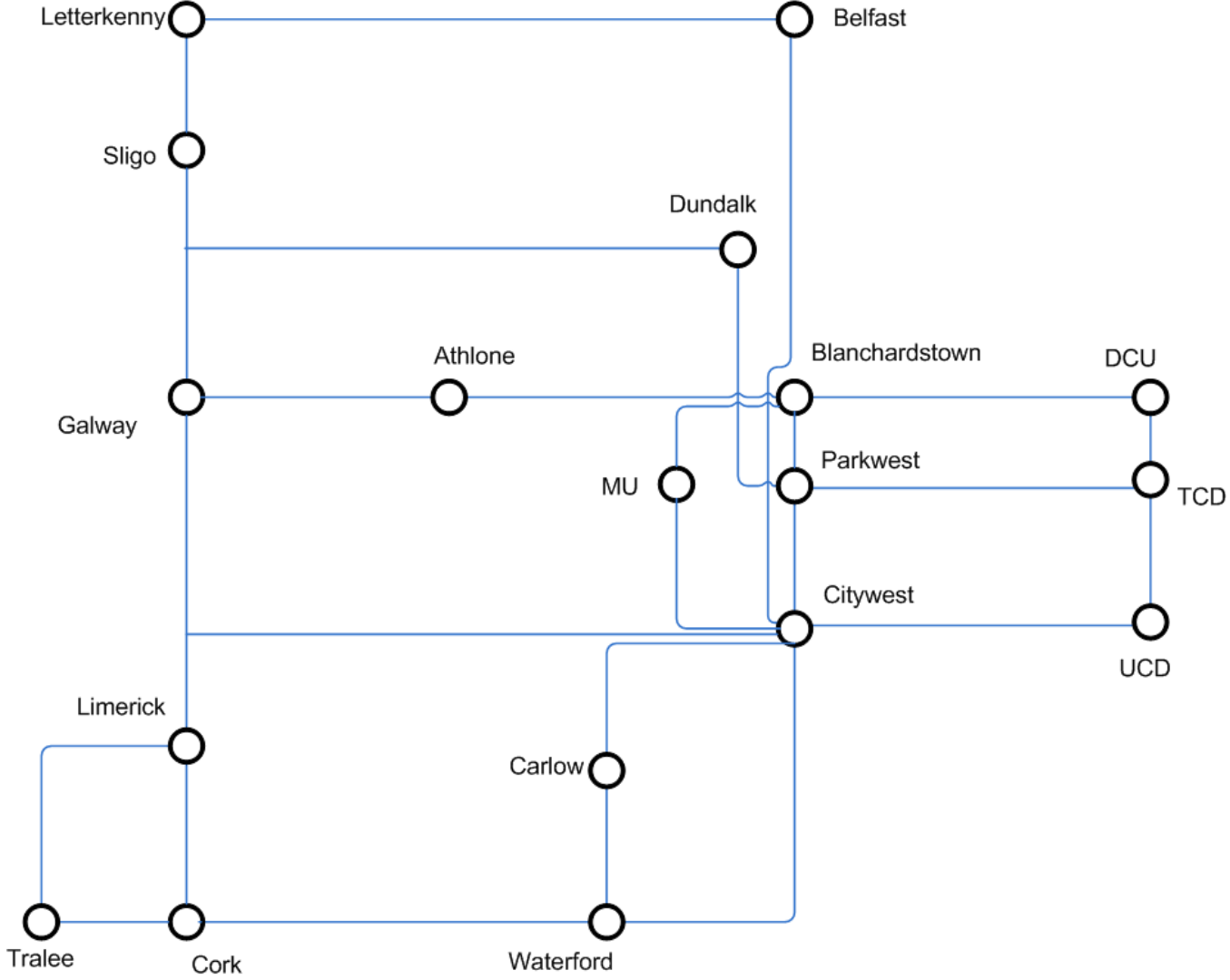
HEAnet's Blocks - Traceroute to 140.203.202.90

Start: 2018-10-25T20:01:43+0100

HOST: barryo-mac1.local

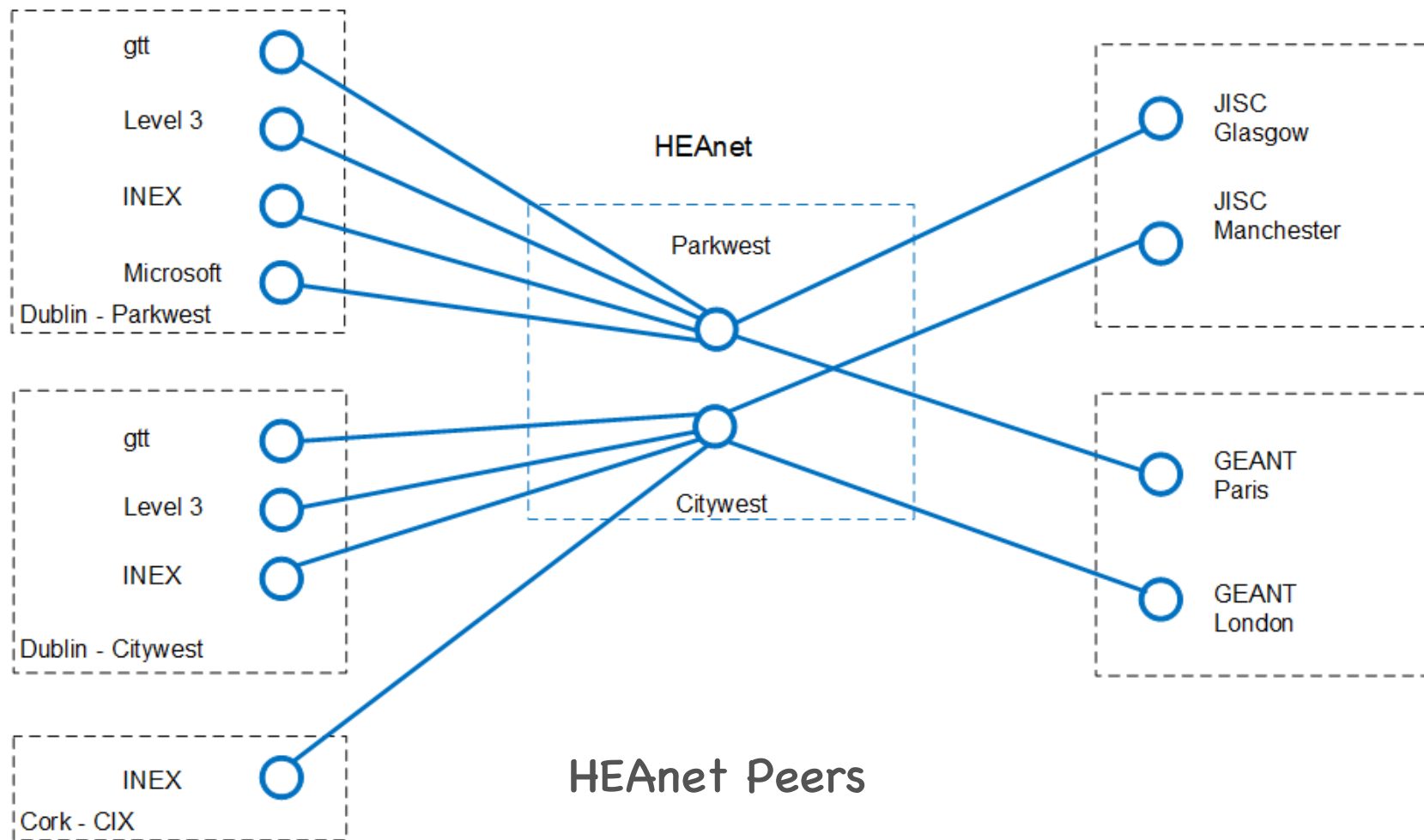
		Loss%	Snt	Last	Avg	Best	Wrst	StDev
1.	-- 192.168.140.2	30.0%	10	0.3	0.3	0.2	0.3	0.0
2.	-- 31.187.45.1	30.0%	10	11.3	9.7	7.6	12.0	1.7
3.	-- 109.255.254.29	0.0%	10	12.6	9.4	6.3	12.6	1.9
4.	-- 84.116.238.70	0.0%	10	8.9	14.3	6.5	37.0	9.8
5.	-- 84.116.134.174	0.0%	10	7.9	8.7	7.4	11.3	1.2
6.	-- 194.88.240.15	0.0%	10	8.1	11.0	7.6	23.0	4.8
7.	-- 87.44.50.5	0.0%	10	13.7	12.3	8.7	21.8	4.6
8.	-- 87.44.50.72	0.0%	10	13.2	12.6	9.8	16.0	2.1
9.	-- 87.44.50.79	0.0%	10	12.6	24.5	10.9	120.7	34.0
10.	-- 87.44.56.38	0.0%	10	11.3	25.6	11.3	123.7	34.5
11.	-- 140.203.202.90	0.0%	10	12.6	26.3	10.5	125.2	35.0

HEAnet National Backbone



General Internet

Research Networks



140.203.0.0/16,

The "Internet"

- Each IP block / prefix is routed by a single network (AS)
 - A network may have many IP prefixes
 - Each network is described by an AS number

The "Internet"

- Each IP block is routed by a single network
 - A network may have many IP blocks (but not vice versa)
 - Each network is described by an AS number

Within the Internet, an autonomous system (AS) is a collection of Internet Protocol (IP) routing prefixes (address blocks) under the control of an Internet Service Provider (ISP) [that presents a common, clearly defined routing policy to the Internet].

The "Internet"

- Each IP block is routed by a single network
 - A network may have many IP blocks (but not vice versa)
 - Each network is described by an AS number

Within the Internet, an autonomous system (AS) is a collection of Internet Protocol (IP) routing prefixes (address blocks) under the control of an Internet Service Provider (ISP) [that presents a common, clearly defined routing policy to the Internet].

- So, the internet is *a network of interconnected networks*



BGP

Border Gateway Protocol

BGP - Border Gateway Protocol

- BGP – 1989 (RFC1105)
 - BGP-2 – 1990 (RFC1163)
 - BGP-3 – 1991 (RFC1267)
 - BGP-4 – 1995 (RFC1654, 1771, 4271, ...)
- AS – Autonomous System: a network managed by a single entity; uniquely identified by an AS number (ASN)
- BGP is an EGP – Exterior Gateway Protocol
 - Sets up inter-AS routing - routing between different AS'
 - IGP's are used for intra-AS routing - routing within an AS

BGP - Border Gateway Protocol

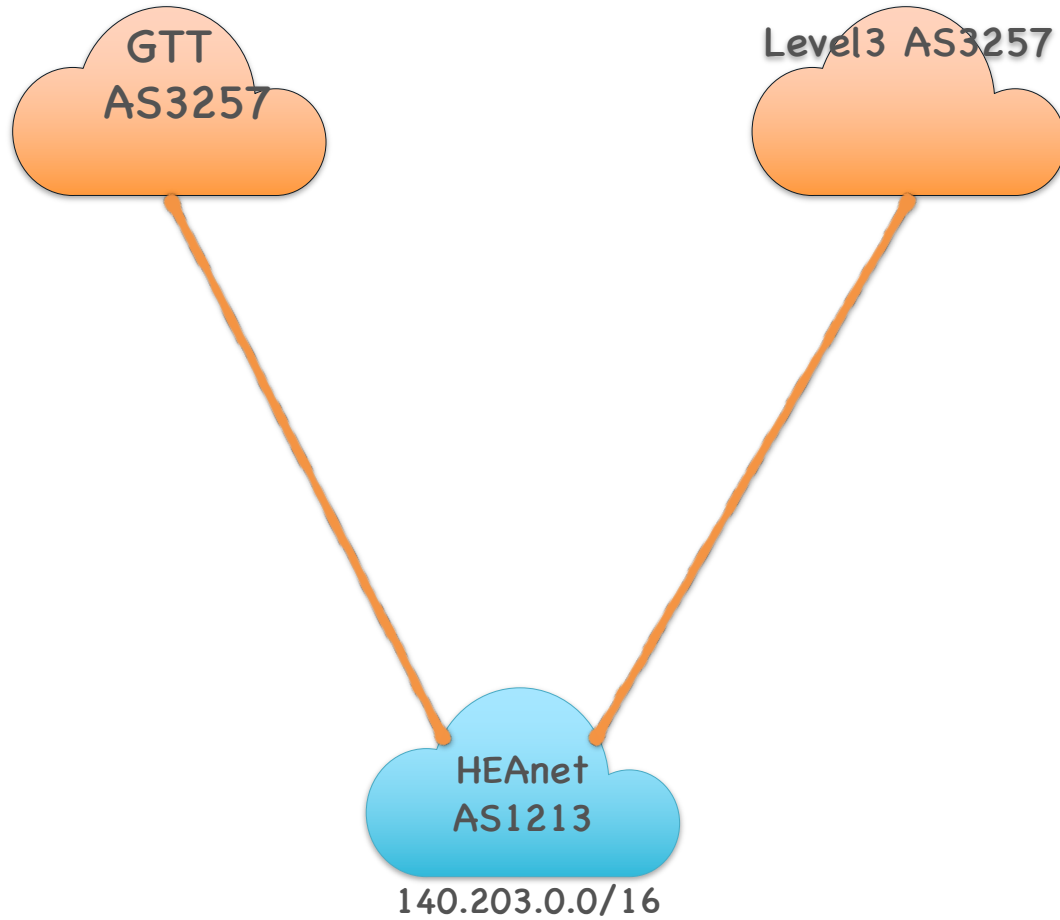
- BGP is a routing protocol that allows one network (AS) to signal to other networks the IP prefixes that can be reached *through* it
- These relationships are called peers / neighbors. Three main types:
 - Transit - you are the customer to an upstream ISP
 - Peerings - normally settlement free; IXPs or PNIs
 - Customers - you are the ISP providing downstream connectivity
- Default route - gateway of last resort
- Default Free Zone (DFZ) - the 'full' routing table, no default route

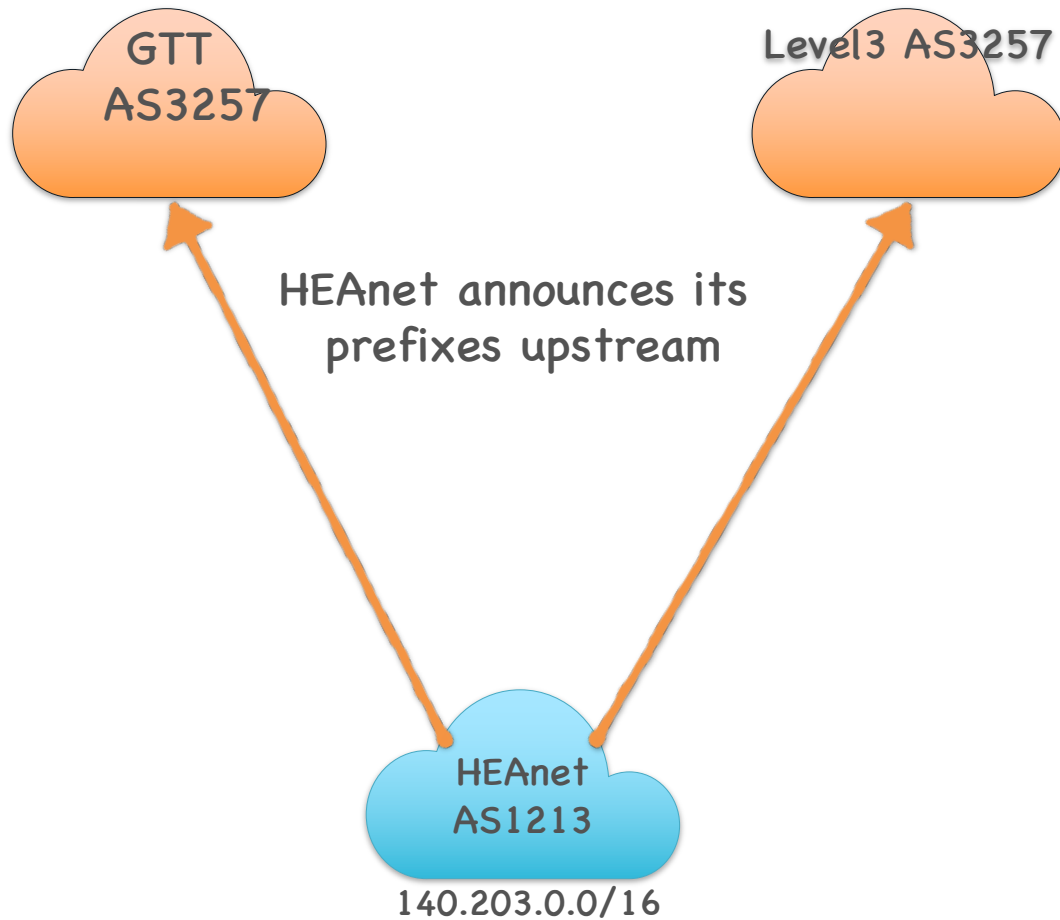


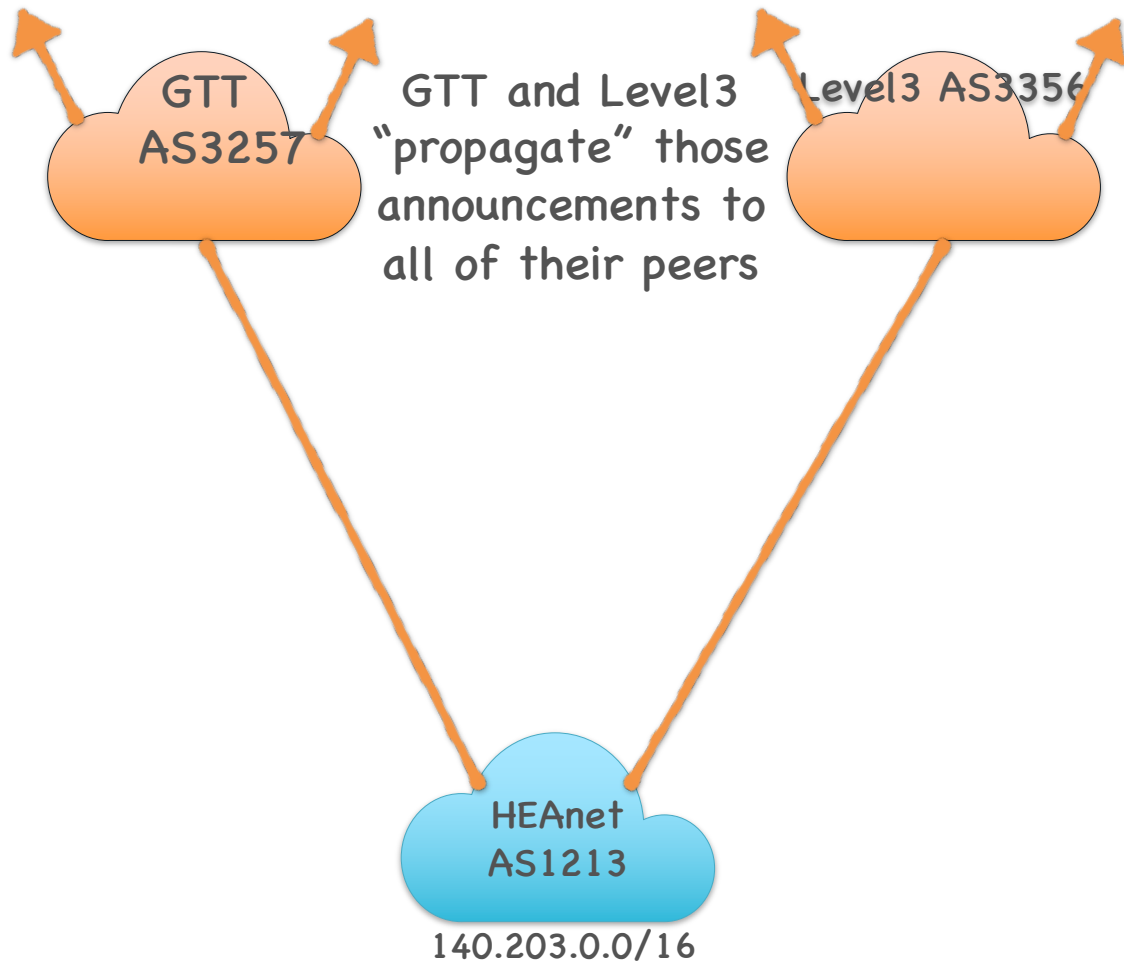
BGP

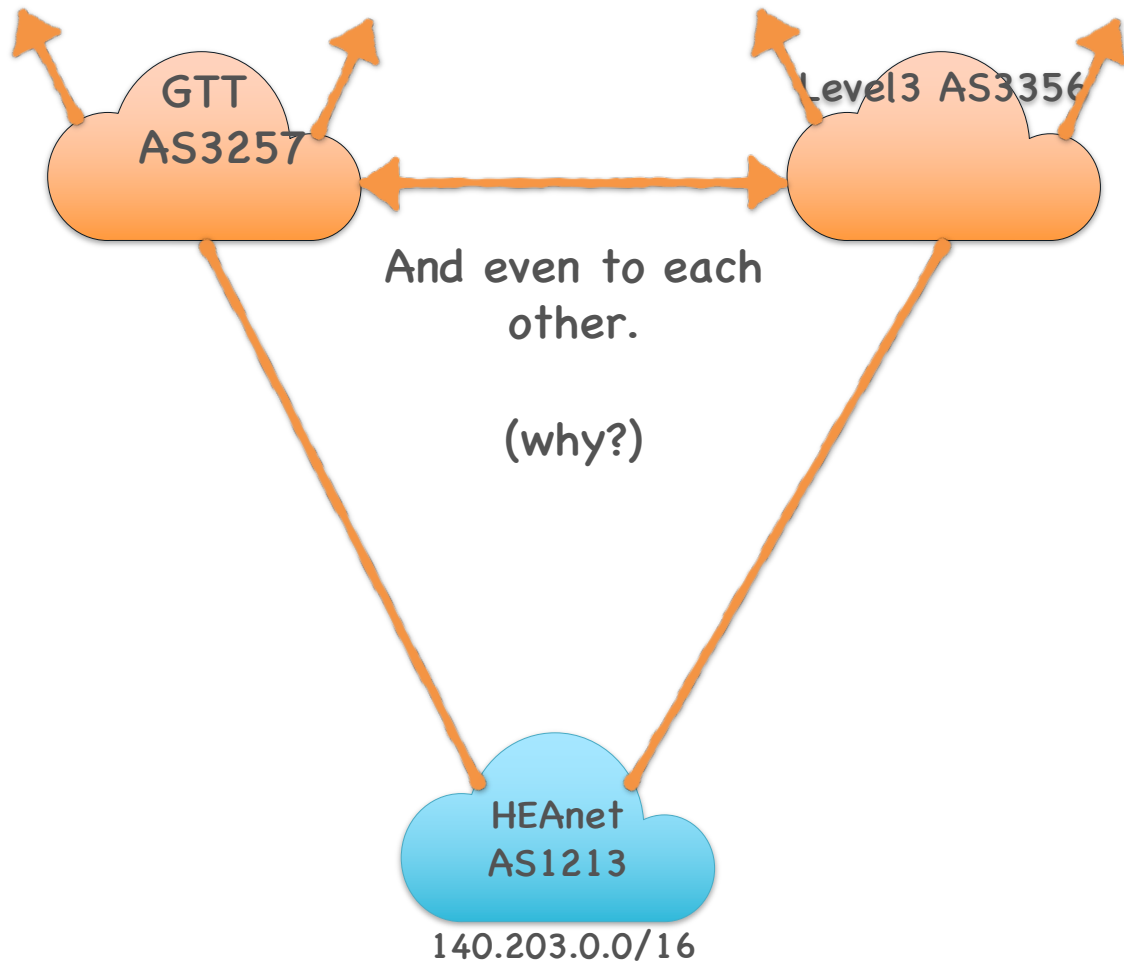
Prefix Propagation

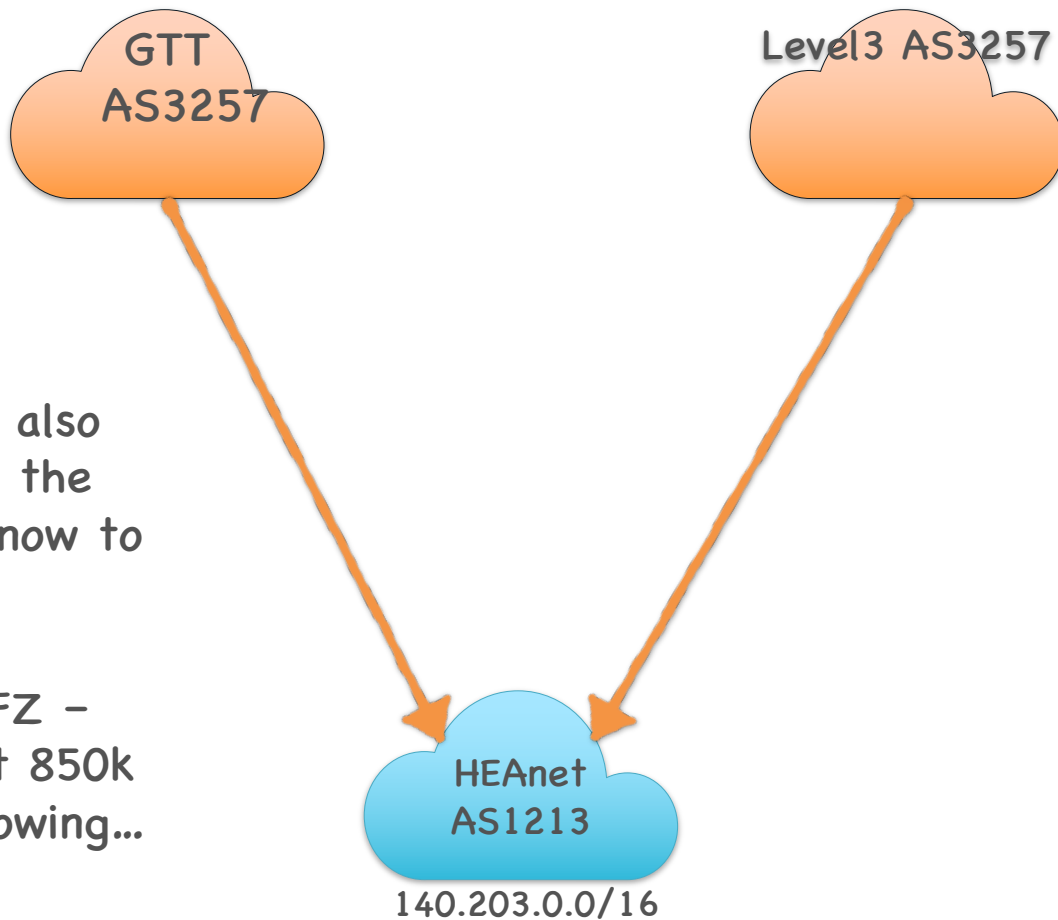
How does every other network on the internet learn what prefixes my network (AS) has and (b) how to get to my network?





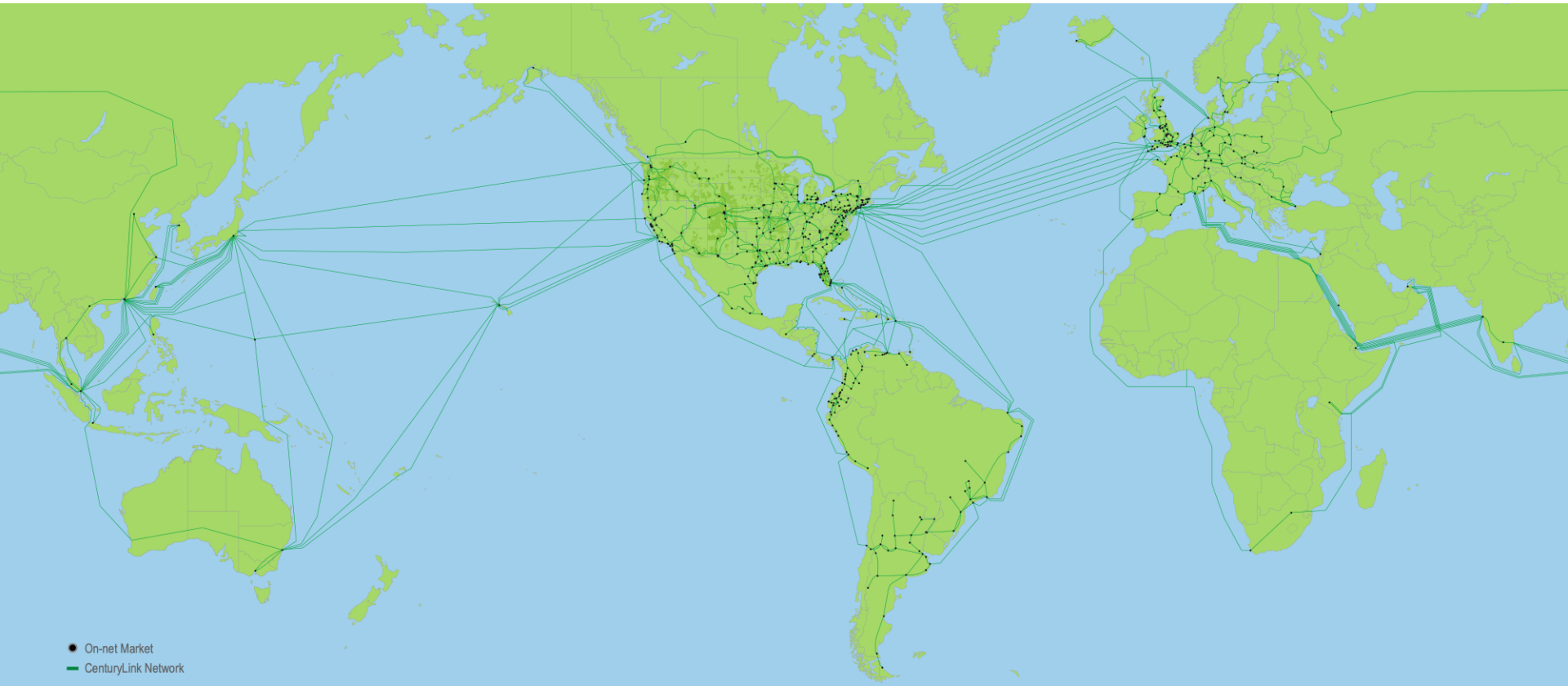


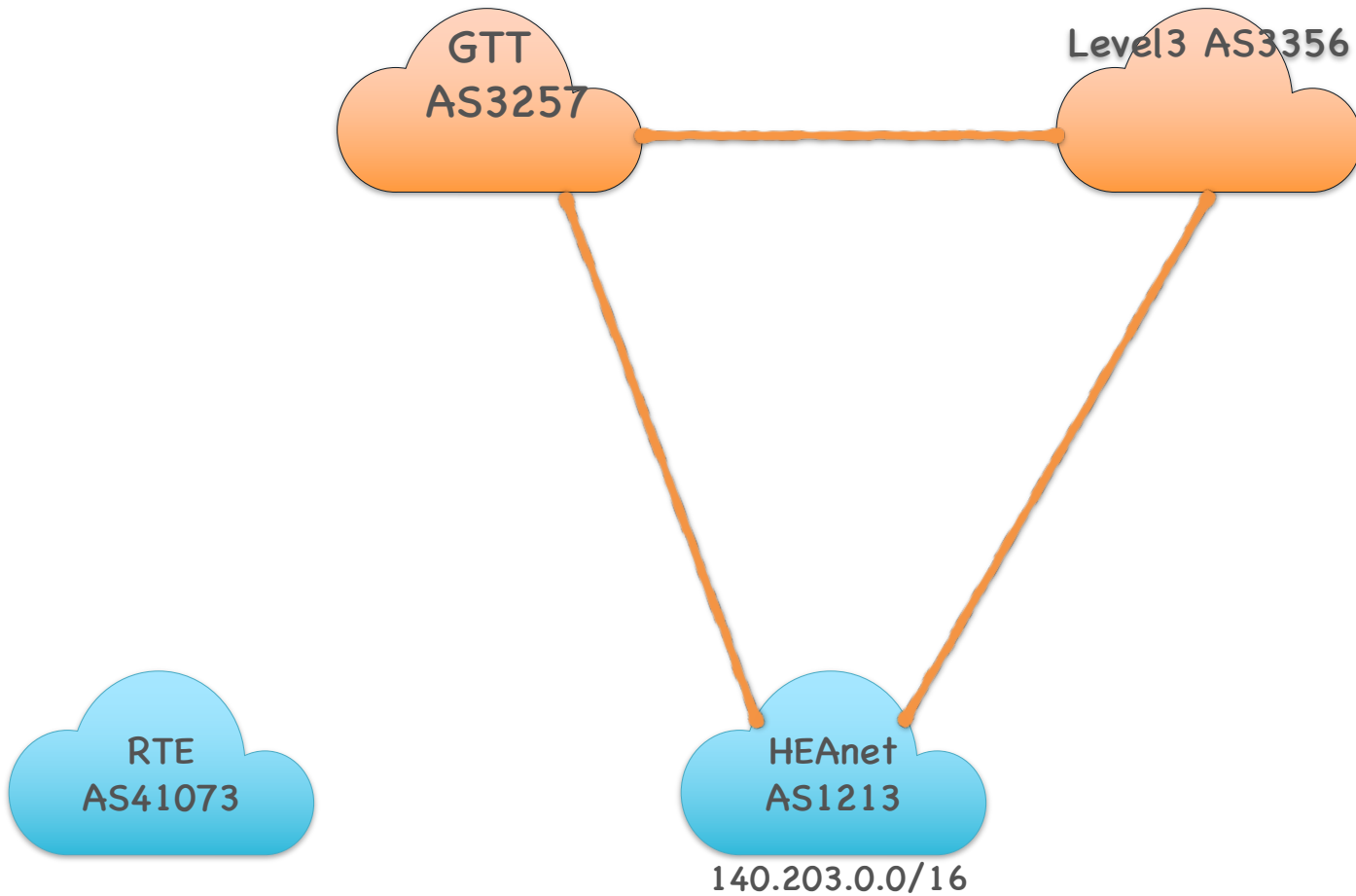


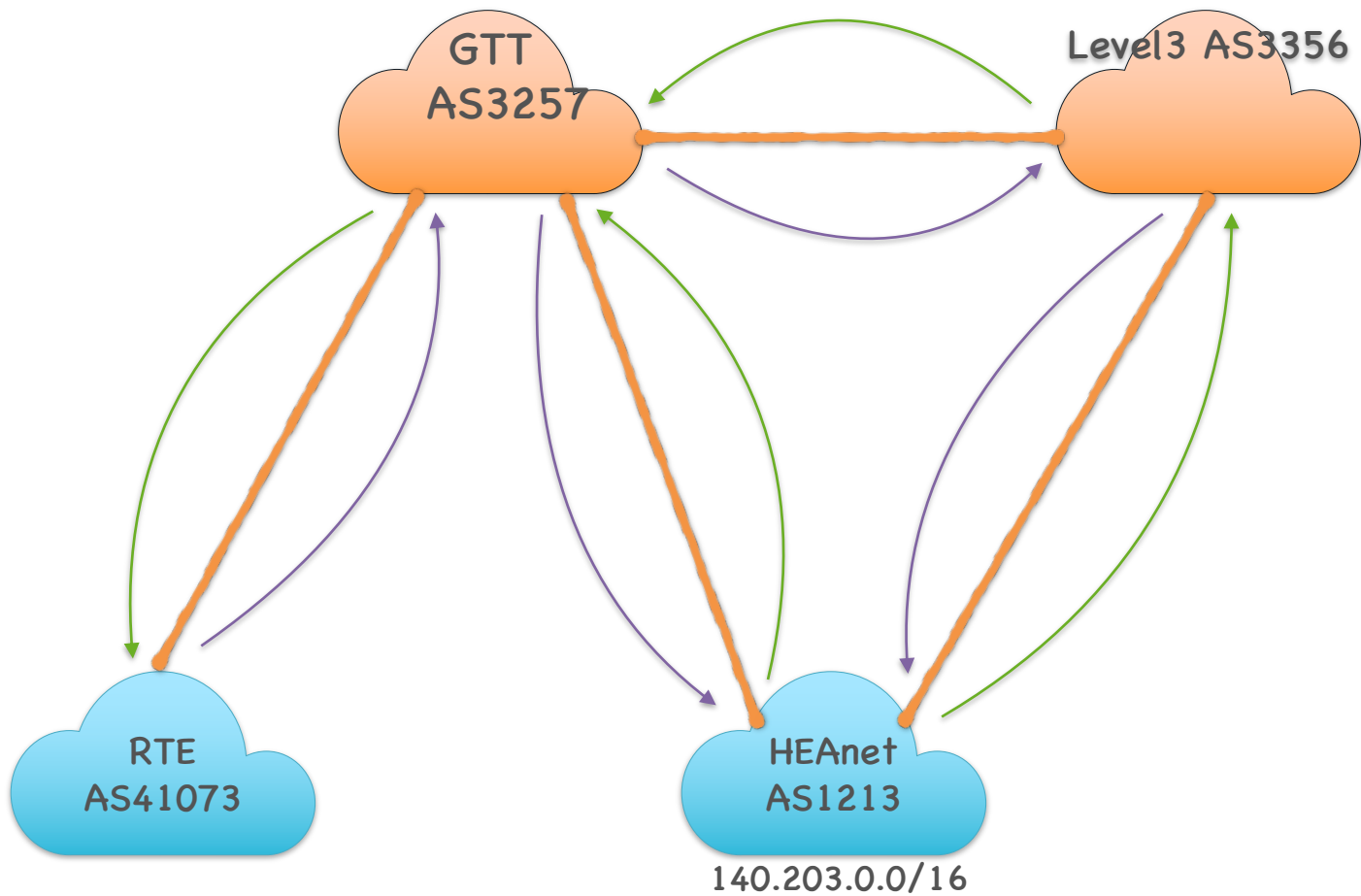


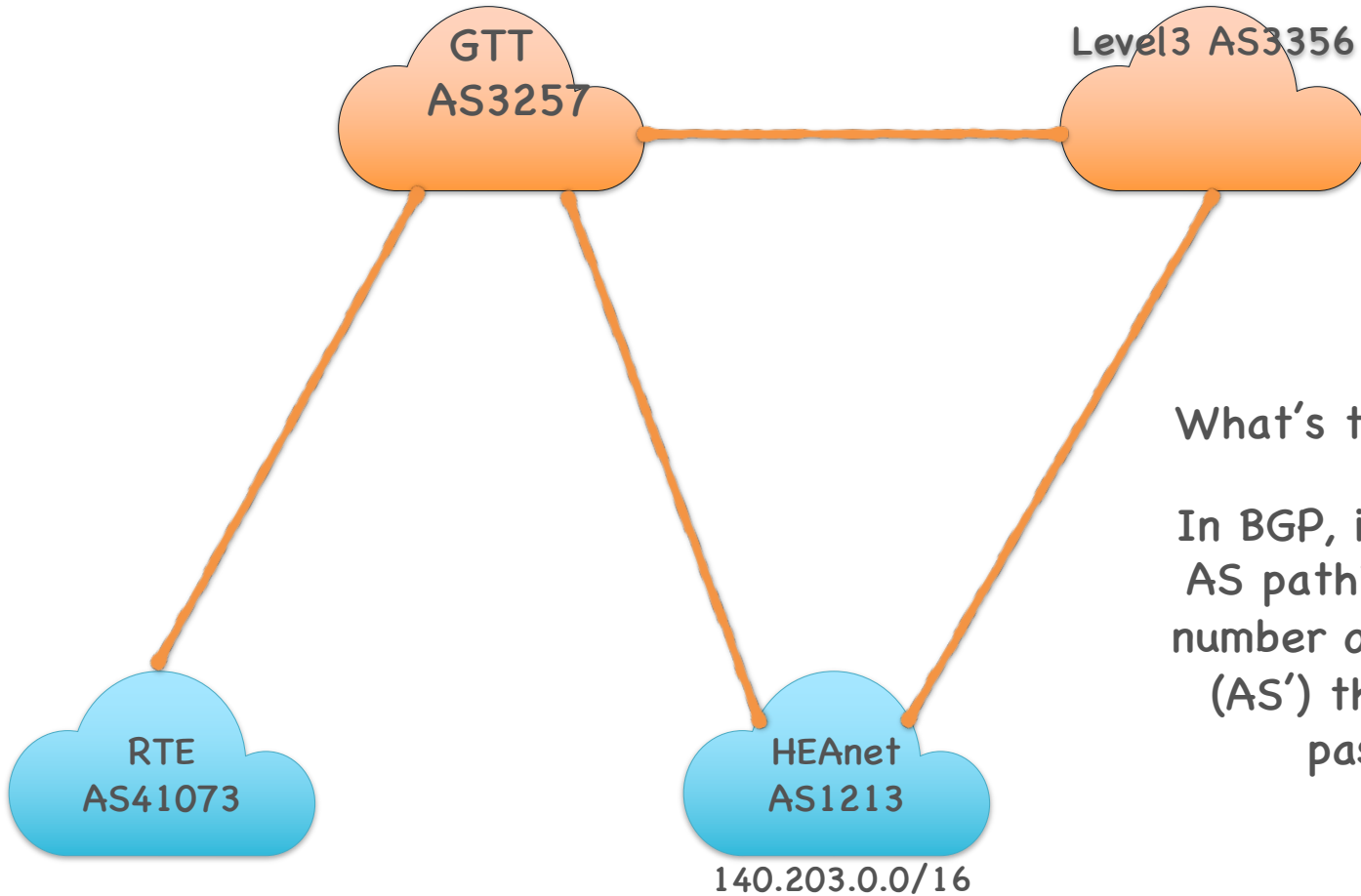
GTT & Level3 also propagate all the prefixes they know to HEAnet.

This is the DFZ - currently about 850k prefixes and growing...



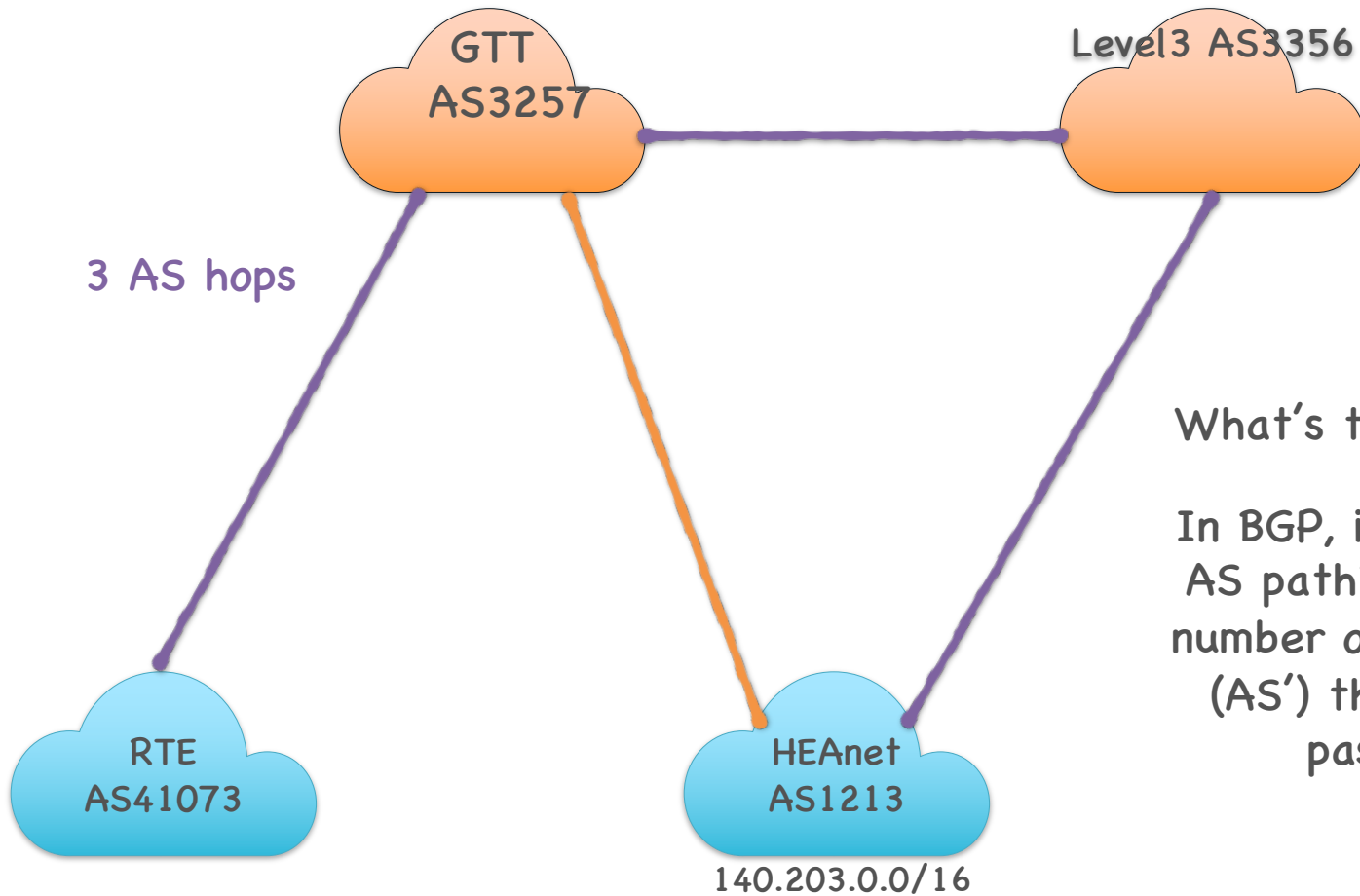






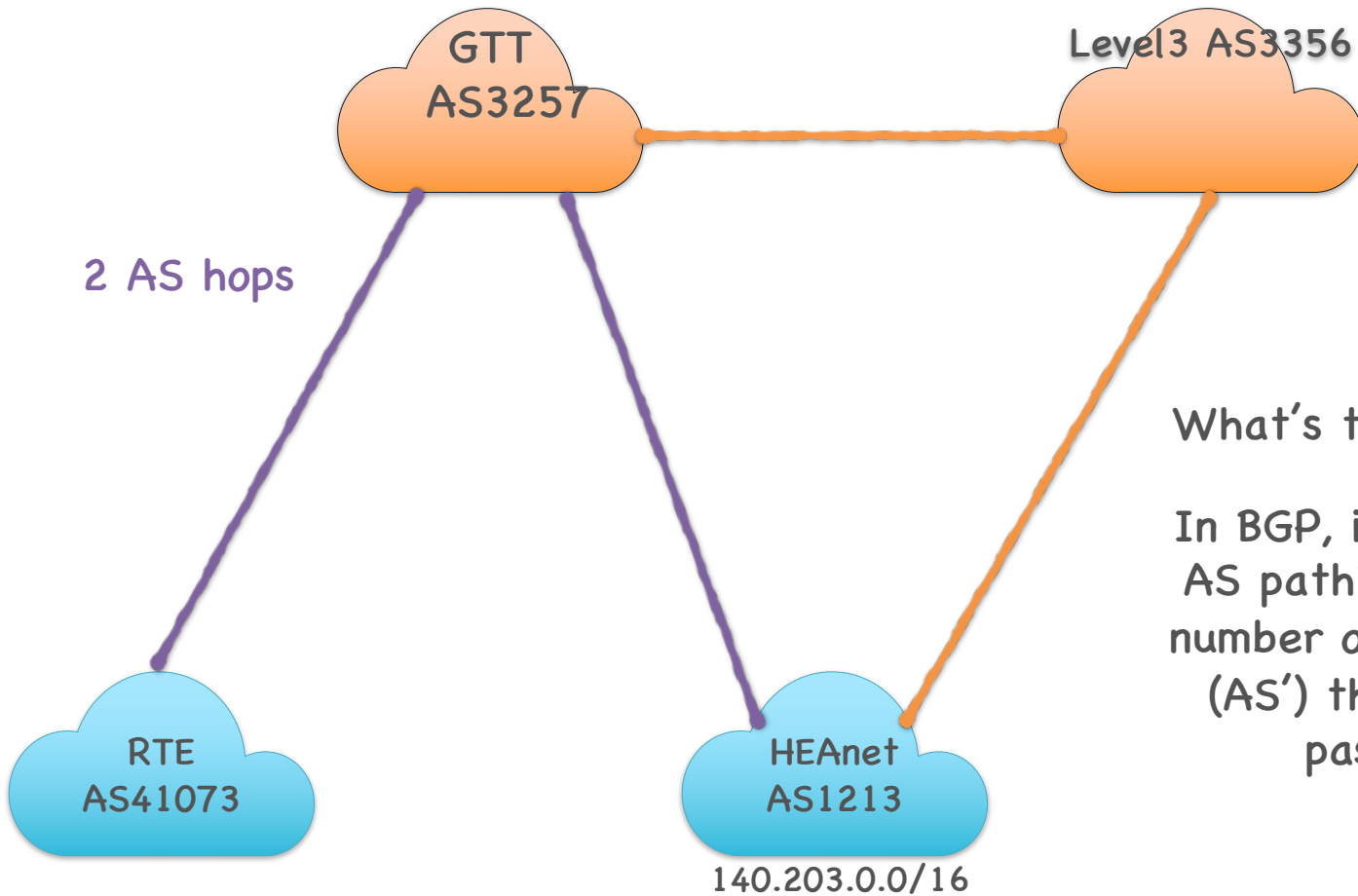
What's the quickest path?

In BGP, it's the "shortest AS path" - i.e. the least number of other networks (AS') that you have to pass through.



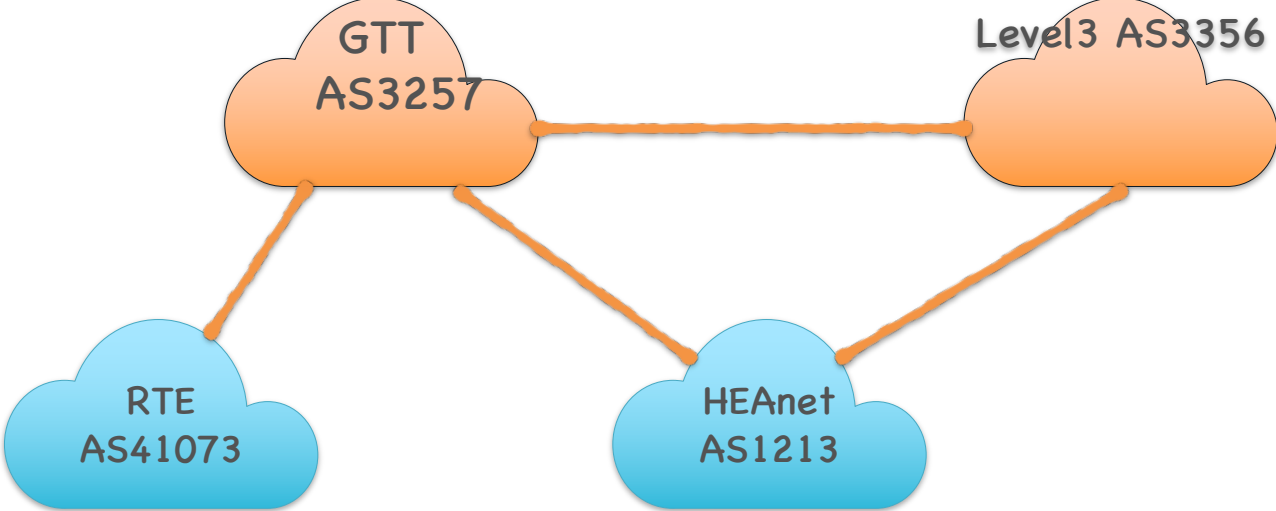
What's the quickest path?

In BGP, it's the "shortest AS path" - i.e. the least number of other networks (AS') that you have to pass through.

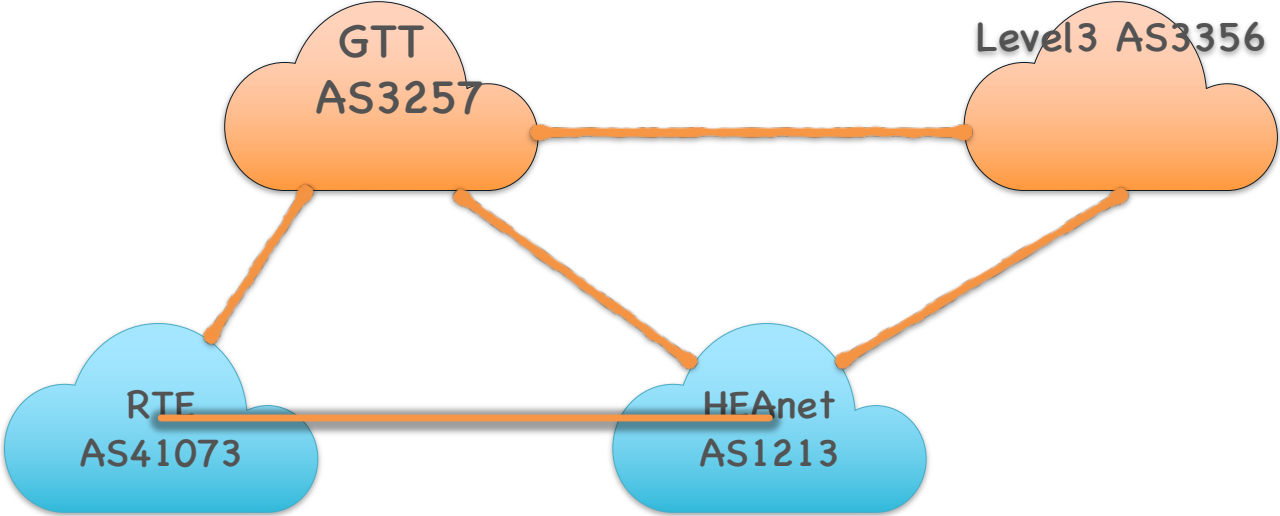


What's the quickest path?

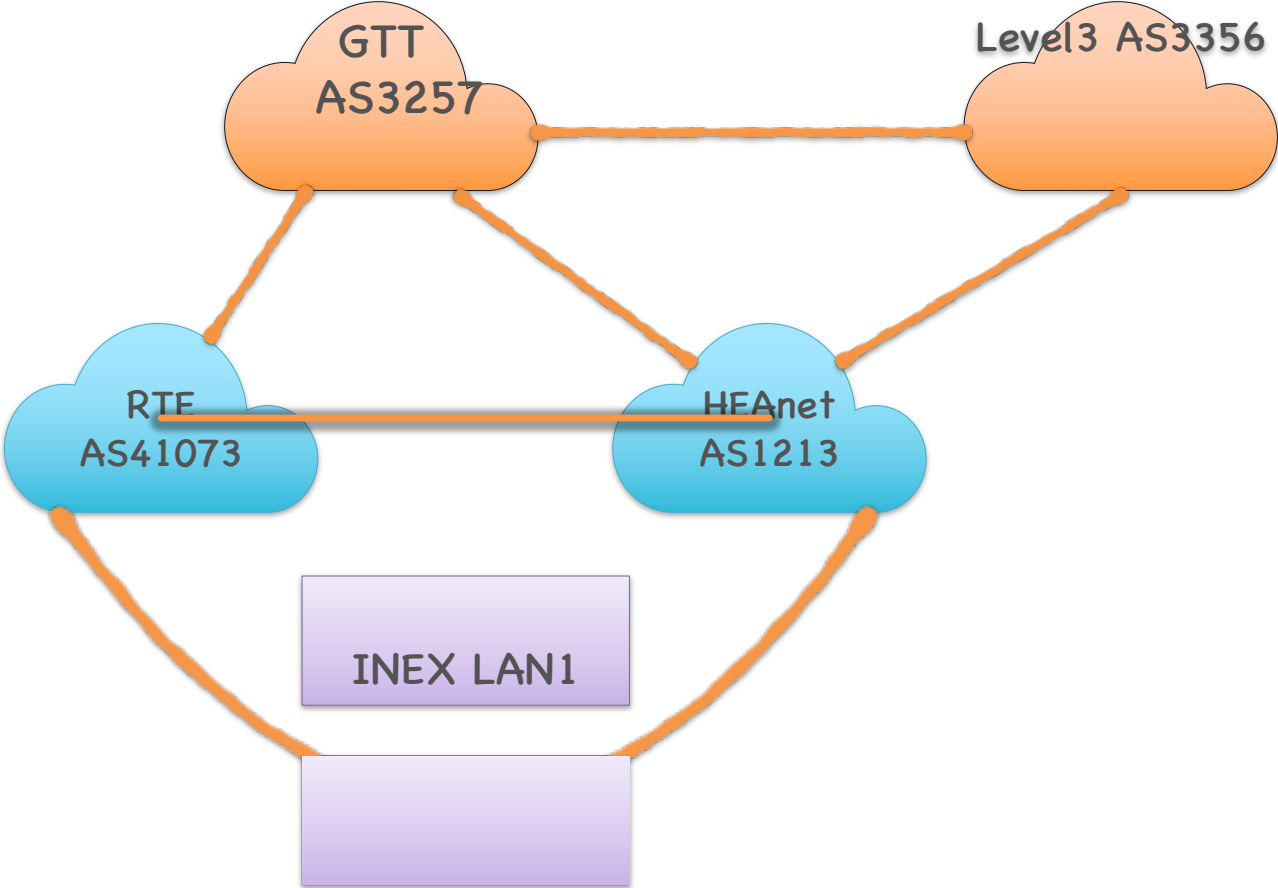
In BGP, it's the "shortest AS path" - i.e. the least number of other networks (AS') that you have to pass through.

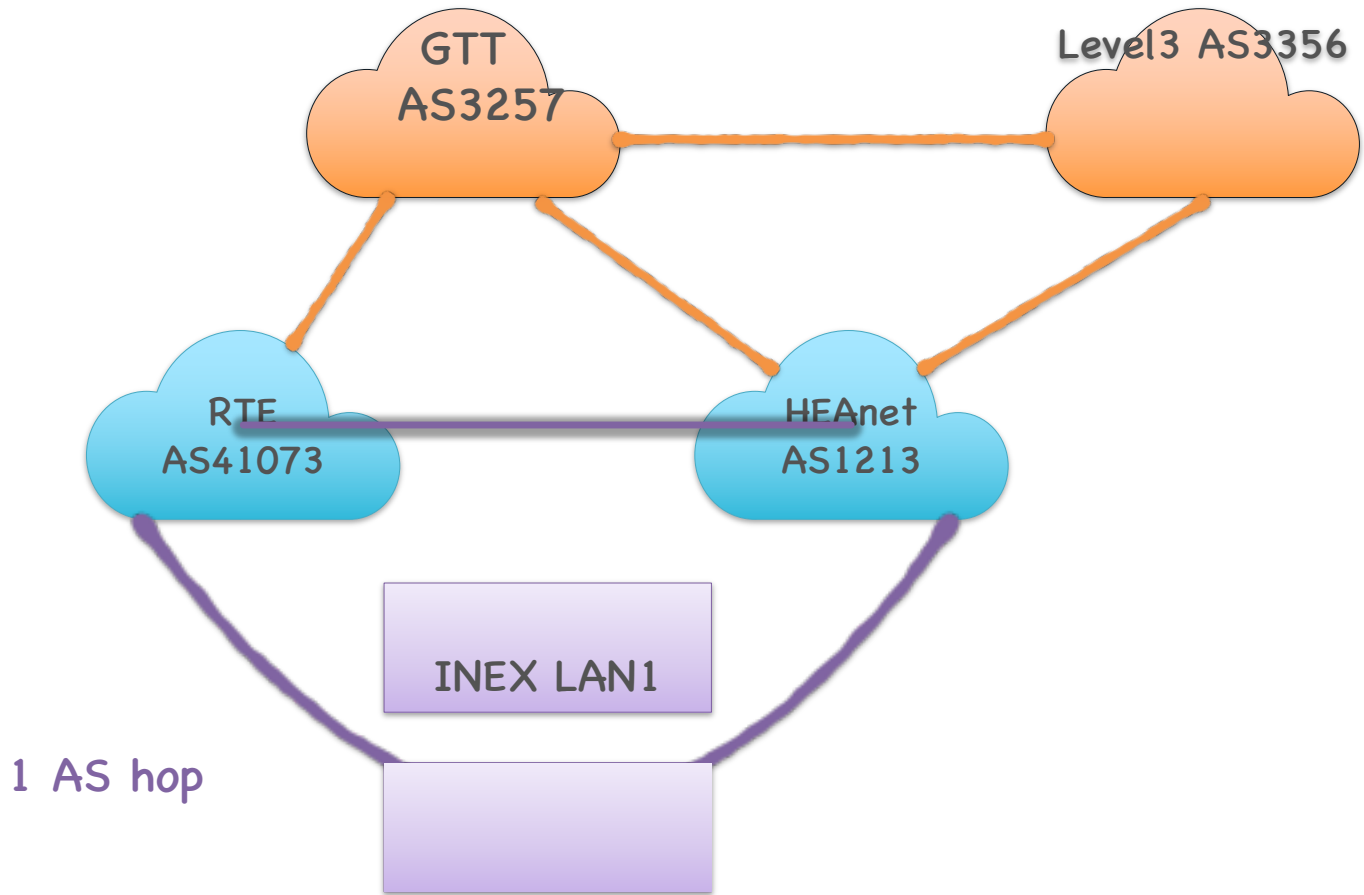


INEX LAN1



INEX LAN1





What We Will Look At

- Configuring a BGP session - step by step
- Securing a BGP session
- Route (Best Path) Selection Algorithm
- Routing Examples
- Traffic Engineering
 - Local preferences
 - MEDs
 - AS path prepending

What We Will Not Look At

- iBGP
- Multihop eBGP
- IGP and Redistribution
- Protocol Internals
- Route Reflectors
- Communities
- Examples Will be IPv4 Only
- Examples Will be Mikrotik

Ingredients for a BGP Session

- Layer 2 connectivity between routers (physical link, IXP, ...)
- Layer 3 subnet for IP communication
 - E.g. 194.88.240.0/25 (INEX LAN2)
 - Typically a /30 for single router IPT
- Prefixes (routes) to advertise over BGP
- AS number

Ingredients for a BGP Session

- Security
 - Inbound prefix filters
 - Outbound prefix filters
 - *AS path filters*
 - MD5 shared secret
 - Maximum prefixes
 - *Next hop verification*

Ingredients for a BGP Session

- Our ASN: 65550
- We advertise:
 - 192.0.2.0/24
- Peering Network:
 - 203.0.113.0/30
 - Our end: 203.0.113.2
- Peer ASN: 65551
- They advertise:
 - DFZ
- Peering Network:
 - 203.0.113.0/30
 - Their end: 203.0.113.1

Configure Our Router

```
/ip address add address=203.0.113.2/30 interface=ether1
```

```
; ping the other end:
```

```
/ping 203.0.113.1 count=1
```

```
SEQ HOST                                SIZE TTL TIME  STATUS
  0 203.0.113.1                          56  64 0ms
sent=1 received=1 packet-loss=0% min-rtt=0ms avg-rtt=0ms max-rtt=0ms
```

```
; null route for our prefix and the default route
```

```
/ip route add dst-address=192.0.2.0/24 type=blackhole
```

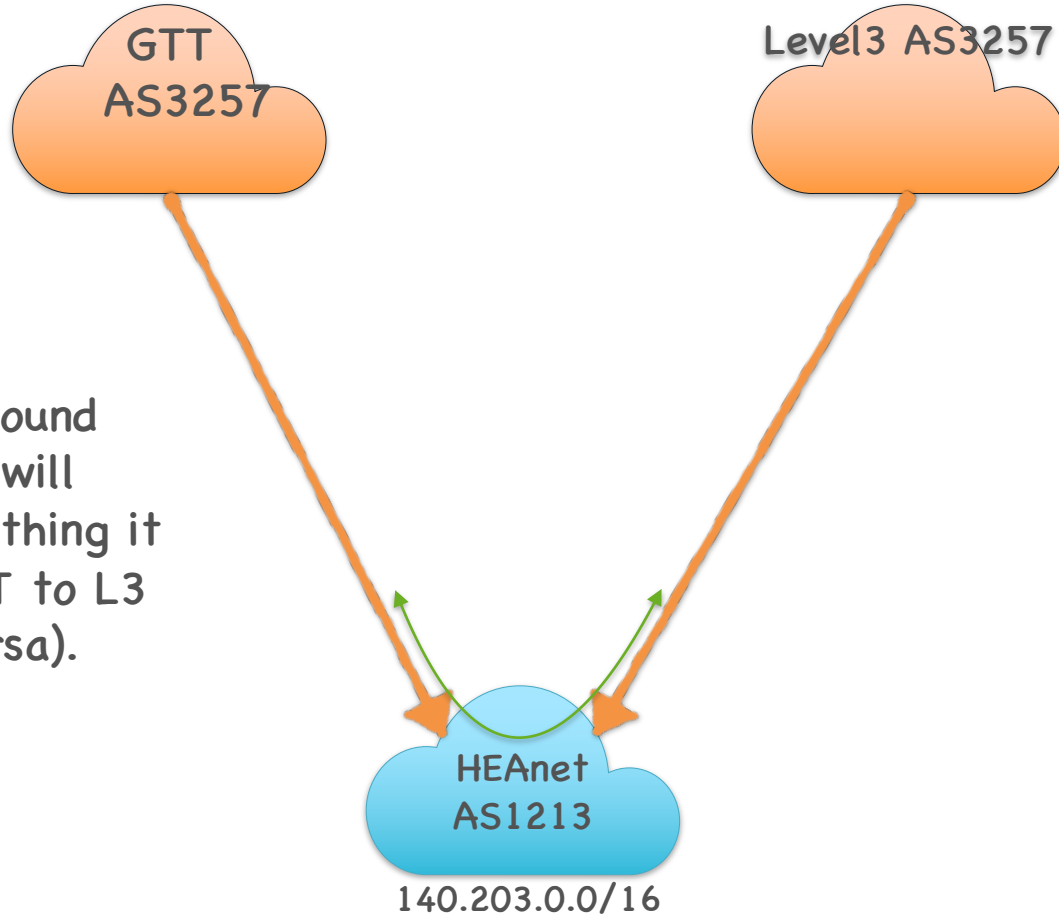
```
/ip route add dst-address=0.0.0.0/0 type=blackhole distance=250
```

Configure Our Router

```
/routing bgp instance
set default as=65550 redistribute-static=yes router-id=192.0.2.0

/routing bgp peer
add name=mypeer1 nexthop-choice=force-self remote-address=203.0.113.1 \
    remote-as=65551 update-source=ether1
```

Without outbound filters, BGP will propagate everything it learns from GTT to L3 (and vice versa).



Configure Our Router - Security

```
/routing filter  
add action=accept chain=ebgp-out prefix=192.0.2.0/24  
add action=discard chain=ebgp-out
```

```
/routing bgp peer  
set [ find name=mypeer1 ] out-filter=ebgp-out
```

Configure Our Router - Security

```
/routing filter
add action=discard chain=sane-in prefix=192.168.0.0/16 prefix-length=16-32
...
add action=discard chain=sane-in prefix=192.0.2.0/24 prefix-length=24-32
...
add action=discard chain=sane-in prefix=0.0.0.0/0
...
add action=discard chain=sane-in prefix=0.0.0.0/0 prefix-length=25-32
add action=accept chain=sane-in
```

```
/routing bgp peer
set [ find name=mypeer1 ] in-filter=sane-in
```


Configure Our Router - Security

```
/routing bgp peer  
set [ find name=smallpeer1 ] max-prefix-limit=50 max-prefix-restart-time=10m
```

Best Path Selection Algorithm (on prefix length)

- Prefer the path with the highest LOCAL_PREF (def: 100)
- Prefer the path with the shortest AS_PATH
- Prefer the path with the lowest MED
- Prefer the oldest path

Tie-breakers:

- Prefer the path from the router with the lower router-id
- Prefer the path that comes from the lowest neighbor address

(vendor specific and more esoteric decisions omitted)

Best Path Selection Algorithm (on prefix length)

- Prefer the path with the highest LOCAL_PREF (def: 100)
- Prefer the path with the shortest AS_PATH
- Prefer the path with the lowest MED
- Prefer the oldest path

Tie-breakers:

- Prefer the path from the router with the lower router-id
- Prefer the path that comes from the lowest neighbor address

Typical default decision. What you can effect.

Best Path Selection Algorithm - Example

```
rtr01#show bgp ipv4 unicast 140.203.0.0/16
```

```
BGP routing table entry for 140.203.0.0/16
```

```
Paths: (3 available, best #x)
```

```
174 3356 1213 1213
```

```
154.50.192.49 from 154.50.192.49 (154.26.32.227)
```

```
Localpref 100, valid, external
```

```
1213
```

```
194.88.240.15 from 194.88.240.8 (194.88.240.8)
```

```
Localpref 400, valid, external
```

```
1213
```

```
83.220.203.172 from 83.220.203.172 (83.220.203.170)
```

```
Localpref 300, valid, internal
```

Best Path Selection Algorithm - Example

```
rtr01#show bgp ipv4 unicast 140.203.0.0/16
```

```
BGP routing table entry for 140.203.0.0/16
```

```
Paths: (3 available, best #x)
```

```
174 3356 1213 1213
```

```
154.50.192.49 from 154.50.192.49 (154.26.32.227)  
Localpref 100, valid, external
```

```
1213
```

```
194.88.240.15 from 194.88.240.8 (194.88.240.8)  
Localpref 400, valid, external
```

```
1213
```

```
83.220.203.172 from 83.220.203.172 (83.220.203.170)  
Localpref 300, valid, internal
```

Best Path Selection Algorithm - Example

```
rtr01#show bgp ipv4 unicast 140.203.0.0/16
```

```
BGP routing table entry for 140.203.0.0/16
```

```
Paths: (3 available, best #x)
```

```
174 3356 1213 1213
```

```
154.50.192.49 from 154.50.192.49 (154.26.32.227)
```

```
Localpref 100, valid, external
```

```
1213
```

```
194.88.240.15 from 194.88.240.8 (194.88.240.8)
```

```
Localpref 400, valid, external
```

```
1213
```

```
83.220.203.172 from 83.220.203.172 (83.220.203.170)
```

```
Localpref 300, valid, internal
```

Best Path Selection Algorithm - Example

```
rtr01#show bgp ipv4 unicast 140.203.0.0/16
```

```
BGP routing table entry for 140.203.0.0/16
```

```
Paths: (3 available, best #x)
```

```
174 3356 1213 1213
```

```
154.50.192.49 from 154.50.192.49 (154.26.32.227)
```

```
Localpref 100, valid, external
```

```
1213
```

```
194.88.240.15 from 194.88.240.8 (194.88.240.8)
```

```
Localpref 400, valid, external
```

```
1213
```

```
83.220.203.172 from 83.220.203.172 (83.220.203.170)
```

```
Localpref 300, valid, internal
```



BGP

Useful Tools

RIPE Stat: <https://stat.ripe.net/>



INEX

INEX and IXPs

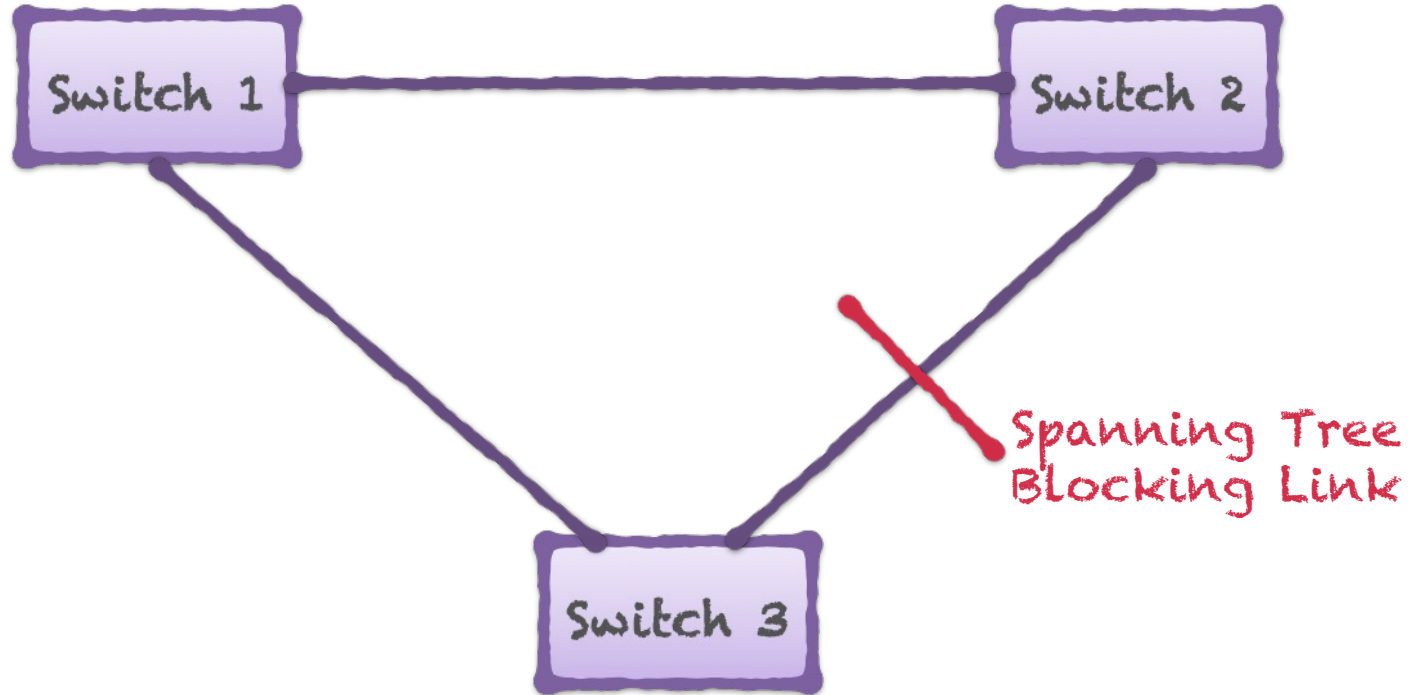
- INEX and IXP

What is an IXP?

Internet eXchange Point



“Just” a switching platform...



IXP Definition

- An Internet eXchange Point (IXP) is a network facility that enables the interconnection and exchange of internet traffic between more than two independent Autonomous Systems.
- An IXP provides interconnection only for Autonomous Systems.
- An IXP does not require the internet traffic passing between any pair of participating Autonomous Systems to pass through any third Autonomous System, nor does it alter or otherwise interfere with such traffic.

IXPs

- Limited prefixes / routes
- Member & community
- Greater control
- Greater QoS
 - Traffic remains local
 - Lower latency
 - No congestion
- Greater reliability
- Enhanced security

IP Transit

- DFZ (all prefixes)
- You're *just* a customer
- Limited or no control
- Main problems:
 - Latency
 - Routing
 - Congestion

Examples of IXPs

- INEX in Dublin
- LINX in London, UK
- AMS-IX in Amsterdam, NL
- SIX in Seattle, US
- JPNAP in Tokyo, Japan



INEX - An Introduction

- Why did Ireland need an exchange?
 - Internet connectivity was extremely expensive
 - Not unusual to pay £000's / Mbps / month
- Speed of access was cripplingly low
 - Local IXP would relieve international links
- Local traffic routed via London / Amsterdam
 - Greater security / resilience for local traffic

INEX - An Introduction

- INEX - Internet Neutral Exchange Association (CLG)
 - Emphasis on **neutral**
 - No member is more important than any other
 - Not for profit, limited by guarantee
 - Open to anyone agreeing to and meeting the MoU
 - Owned by the members (currently ~100)

INEX - An Introduction

- Mandate Includes:
 - Provide high-speed, reliable and resilient IP traffic exchange facilities
 - Allow our national and international members route traffic more efficiently
 - *Keep Irish IP traffic in Ireland*
 - *No feature creep* into other business areas

INEX - Three IXPs

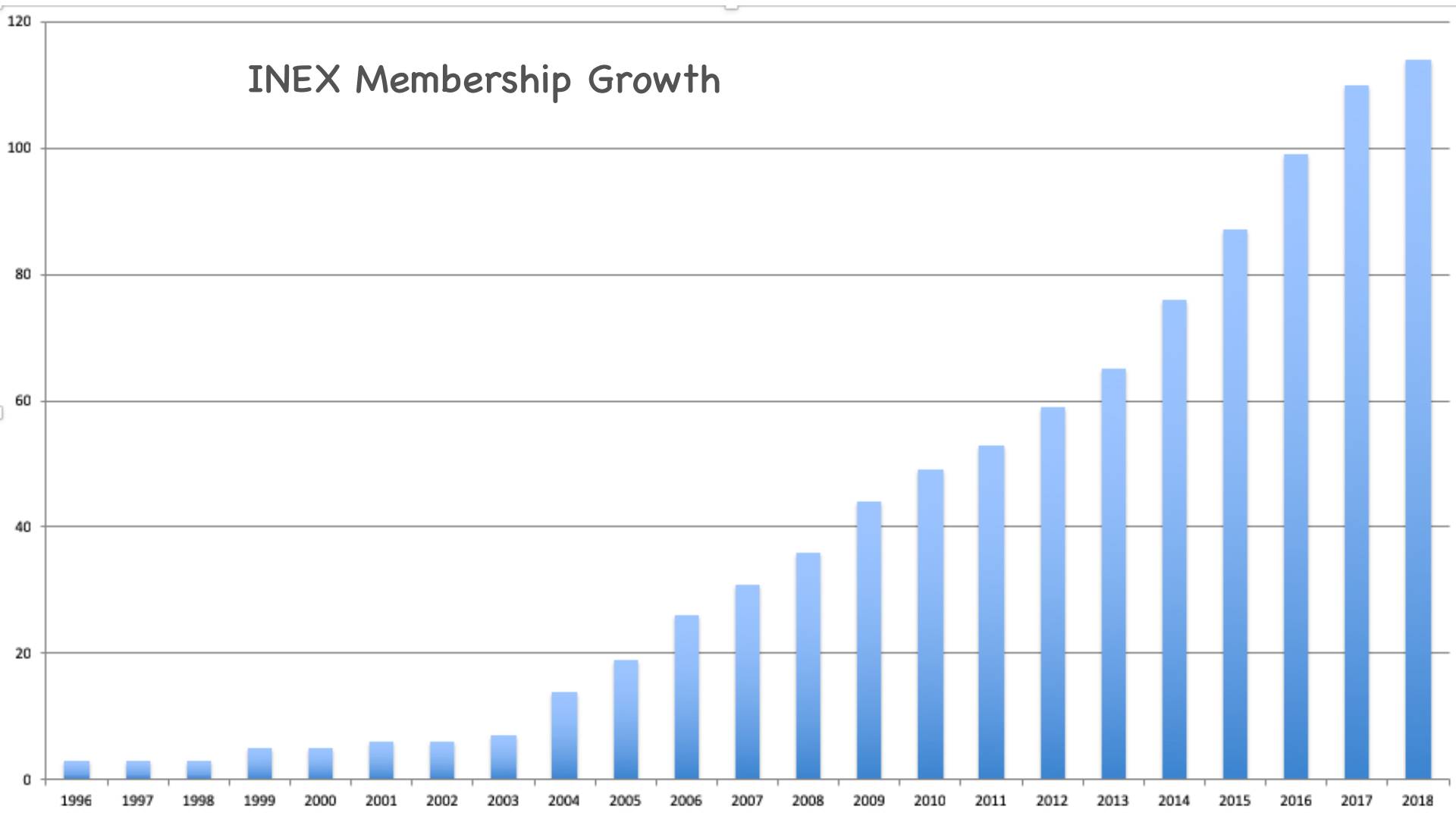
- INEX LAN1 and INEX LAN2 are both in Dublin offering the same services in the same PoPs
 - Members requested resiliency
 - Everyone joins INEX LAN1
 - Most join INEX LAN2
 - Incentives: free 1Gb port on LAN2 when you join LAN1
- INEX Cork
 - Opened in 2016
 - Supports 1/10Gb ports
 - All ports are currently free to end of 2019

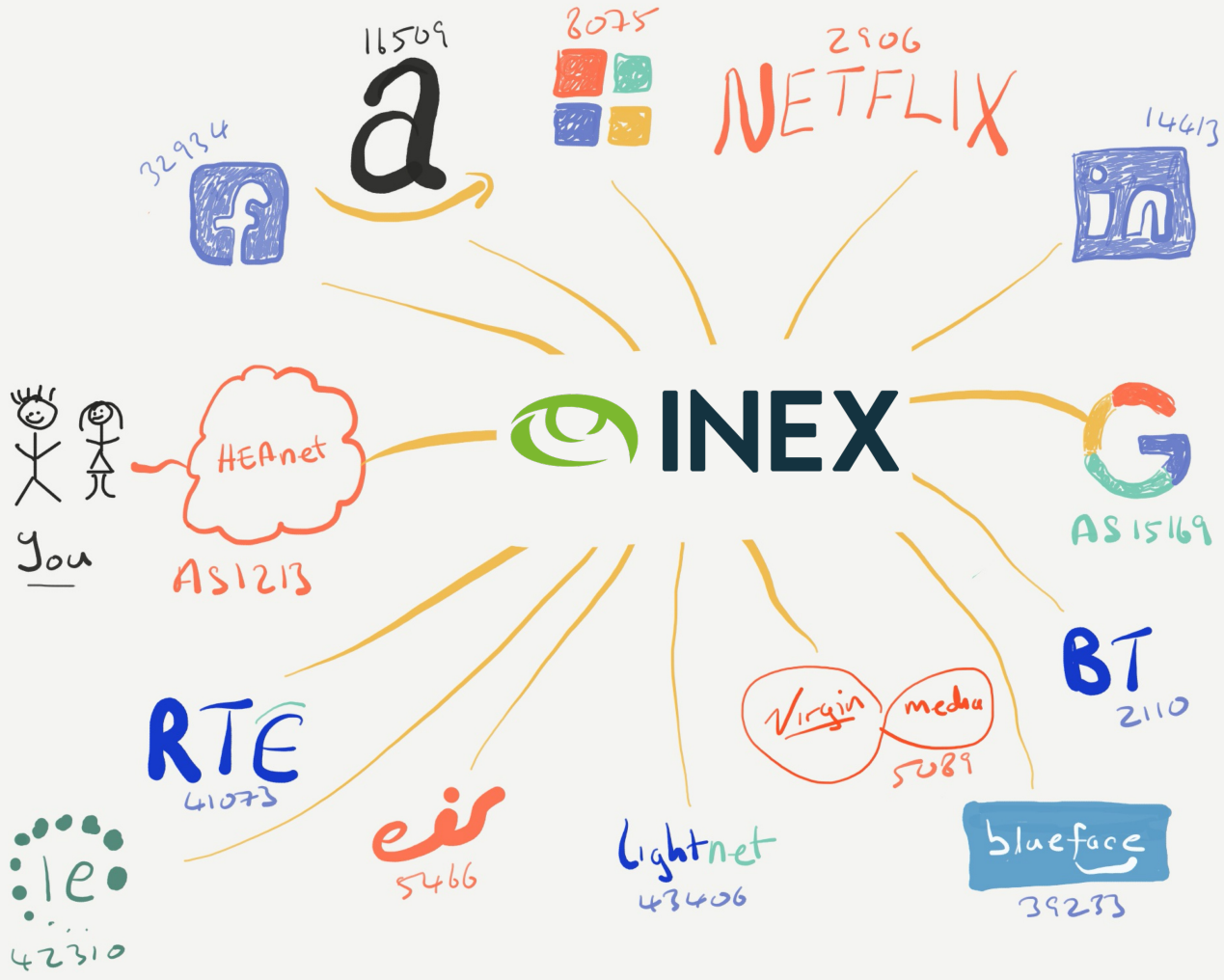
INEX - Three IXPs

Customer Ports by Infrastructure

Infrastructure	1 Gbits	10 Gbits	100 Gbits	Total	Connected Capacity
INEX LAN1	52	80	6	138	1.45 Tbits
INEX LAN2	35	39	1	75	525.00 Gbits
INEX Cork	10	9	0	19	100.00 Gbits
Totals	97	128	7	232	2.077 Tbits

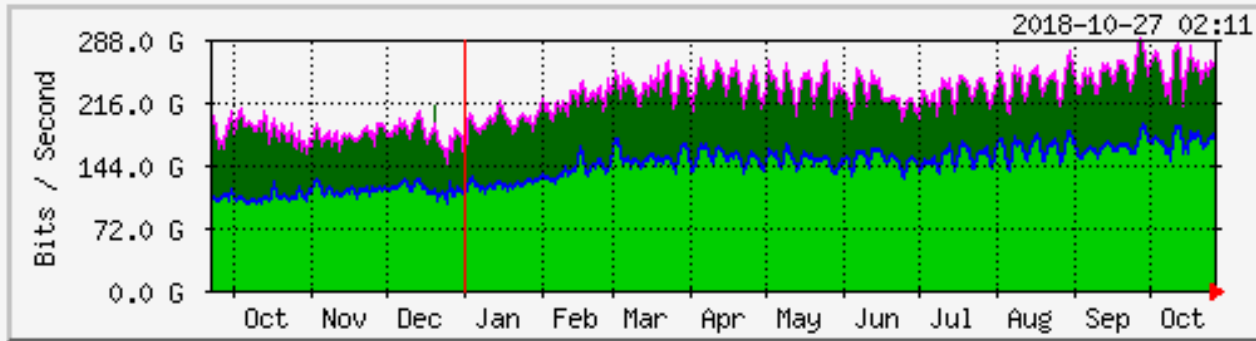
INEX Membership Growth





Traffic At INEX (2018)

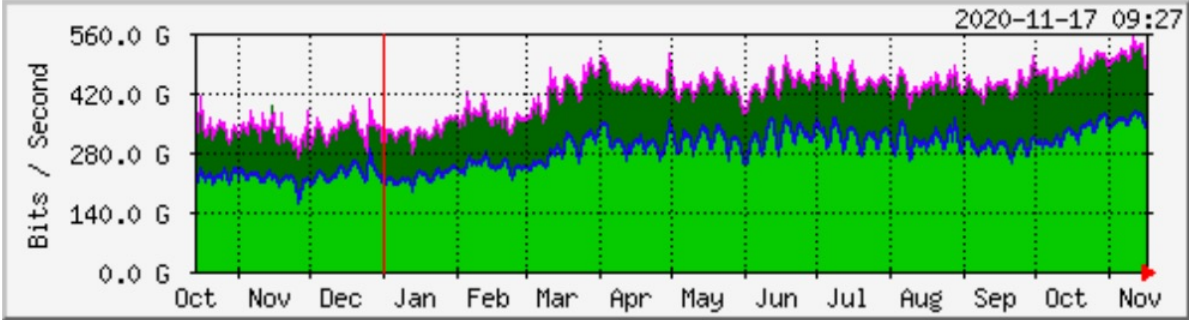
Year Graph



	Max	Average	Current
In	285.919 Gbits	143.387 Gbits	192.319 Gbits
Out	285.896 Gbits	143.395 Gbits	192.484 Gbits

Traffic At INEX (2020)

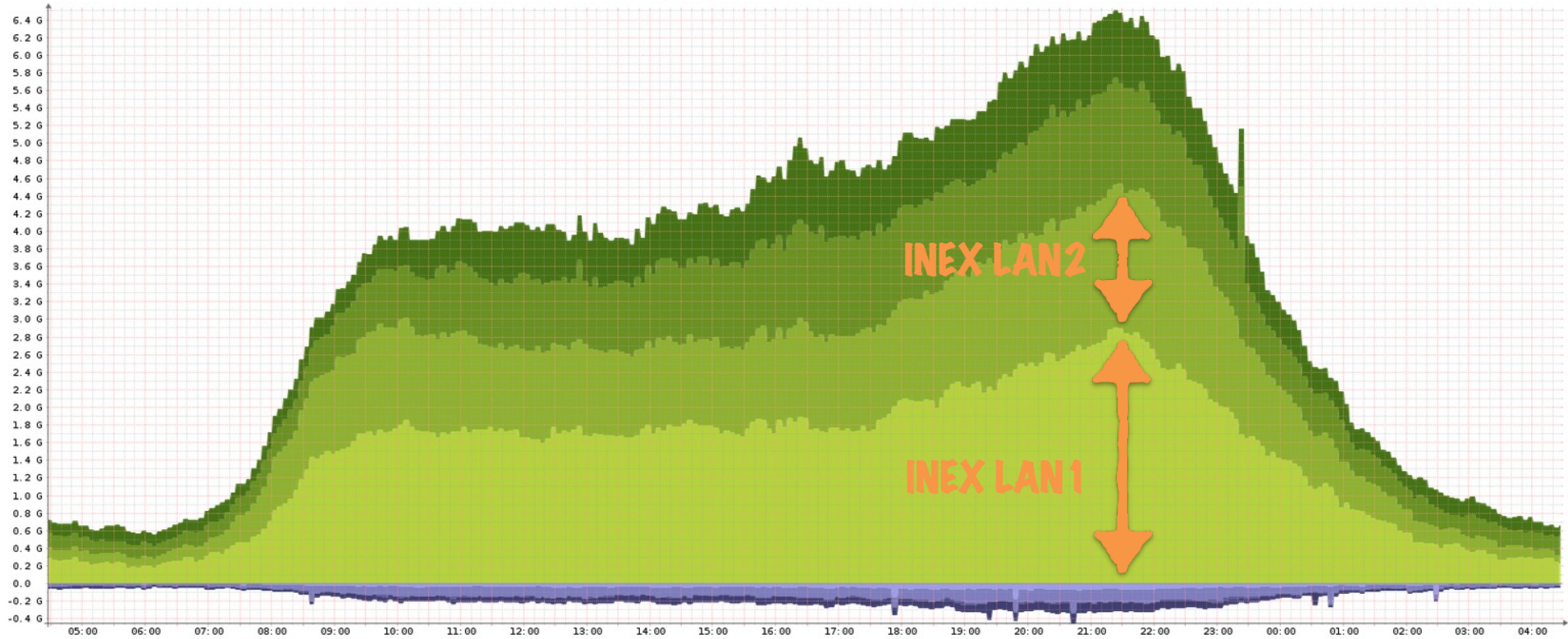
Year Graph



	Max	Average	Current
In	552.811 Gbits	283.988 Gbits	426.073 Gbits
Out	552.758 Gbits	284.461 Gbits	426.166 Gbits

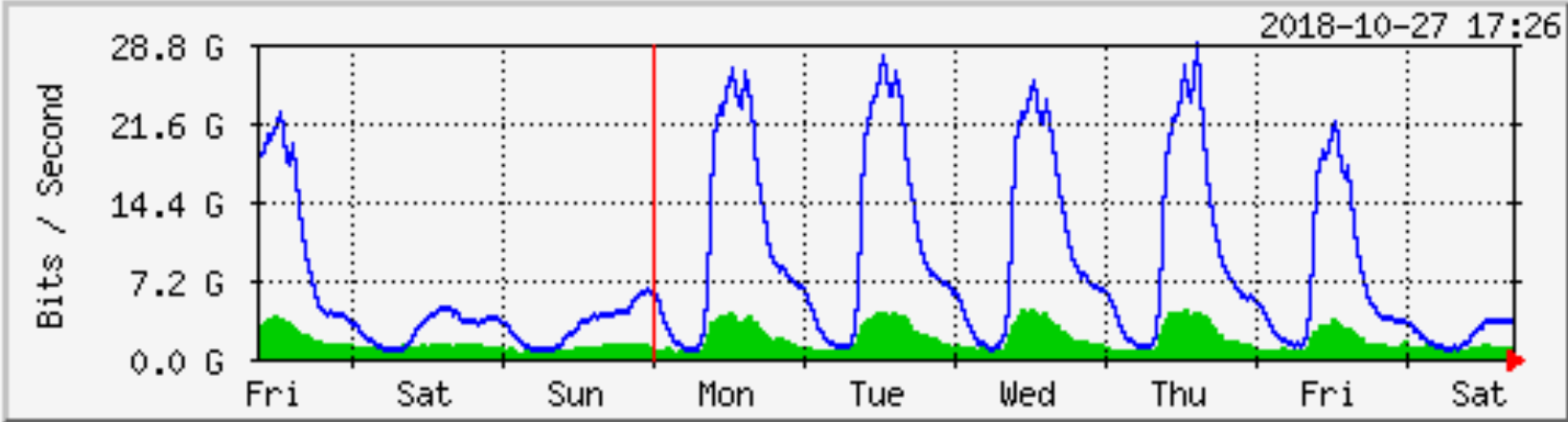
INEX AND IXPS

Sample INEX Member - WISP



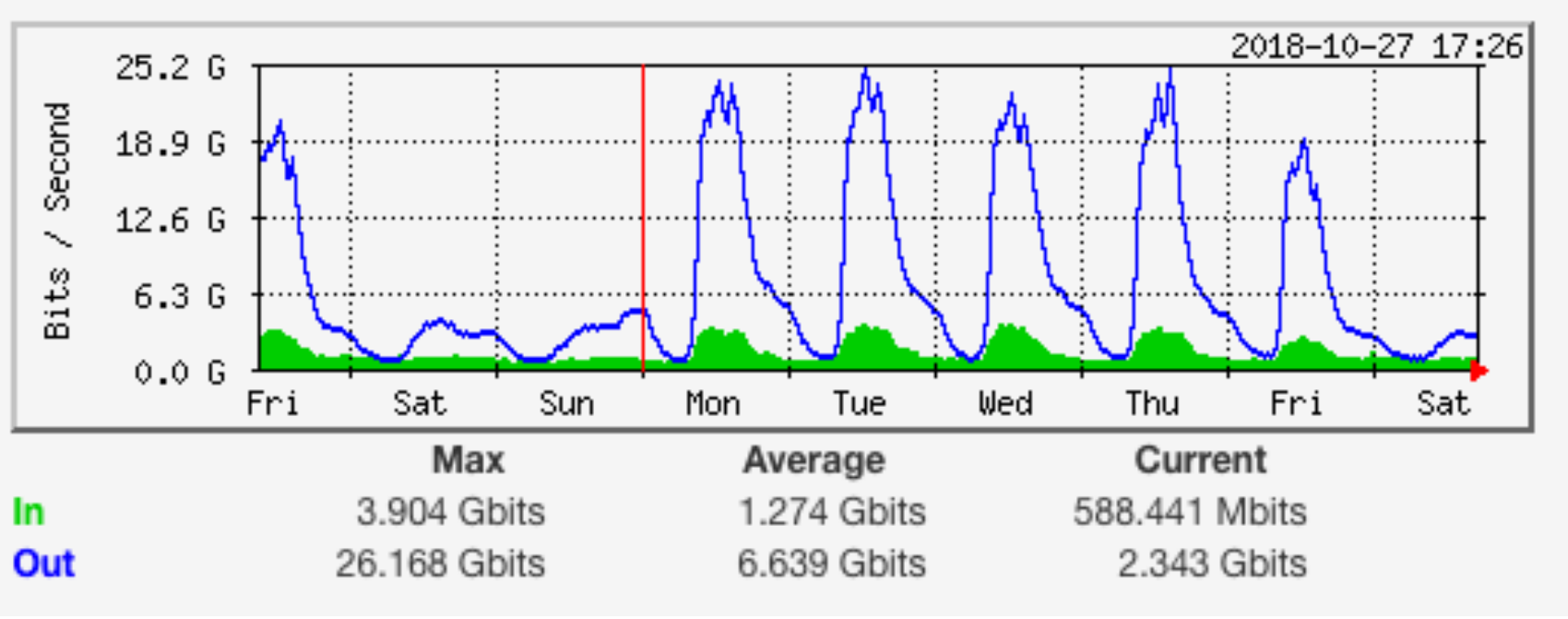
INEX AND IXPS

HEAnet Traffic Over INEX (All LANs)



	Max	Average	Current
In	4.670 Gbits	1.634 Gbits	798.671 Mbits
Out	29.831 Gbits	7.629 Gbits	2.830 Gbits

HEAnet Traffic Over INEX LAN1



What Happens When an AS Joins INEX?

- INEX Operations assigns you an IP address
 - INEX LAN1: 185.6.36.0/23 / 2001:7f8:18::/64
 - INEX LAN2: 194.88.240.0/25 / 2001:7f8:18:12::/64
 - INEX Cork: 185.1.69.0/24 / 2001:7f8:18:210::/64
- They do a quarantine procedure
- Your first BGP peering session is with the route collector
 - It's purely for diagnostic and monitoring purposes - but mandatory
 - It's BGP filters: accept everything, advertise nothing
 - Looking glass: <https://www.inex.ie/ixp/lg/rc1-lan1-ipv4>

Looking Glass




















 Routes for Protocol

pb_as1213_vli4_ipv4

This is the public looking glass. Uncached results and additional routers available when logged in.

Bird 1.6.3 | API: 1.1.4 | Router ID: 185.6.36.126 | Uptime: 346 days. | Last Reconfigure: 2018-10-28 09:00:12 JSON: [[status](#)] [[bgp](#)]

Search:

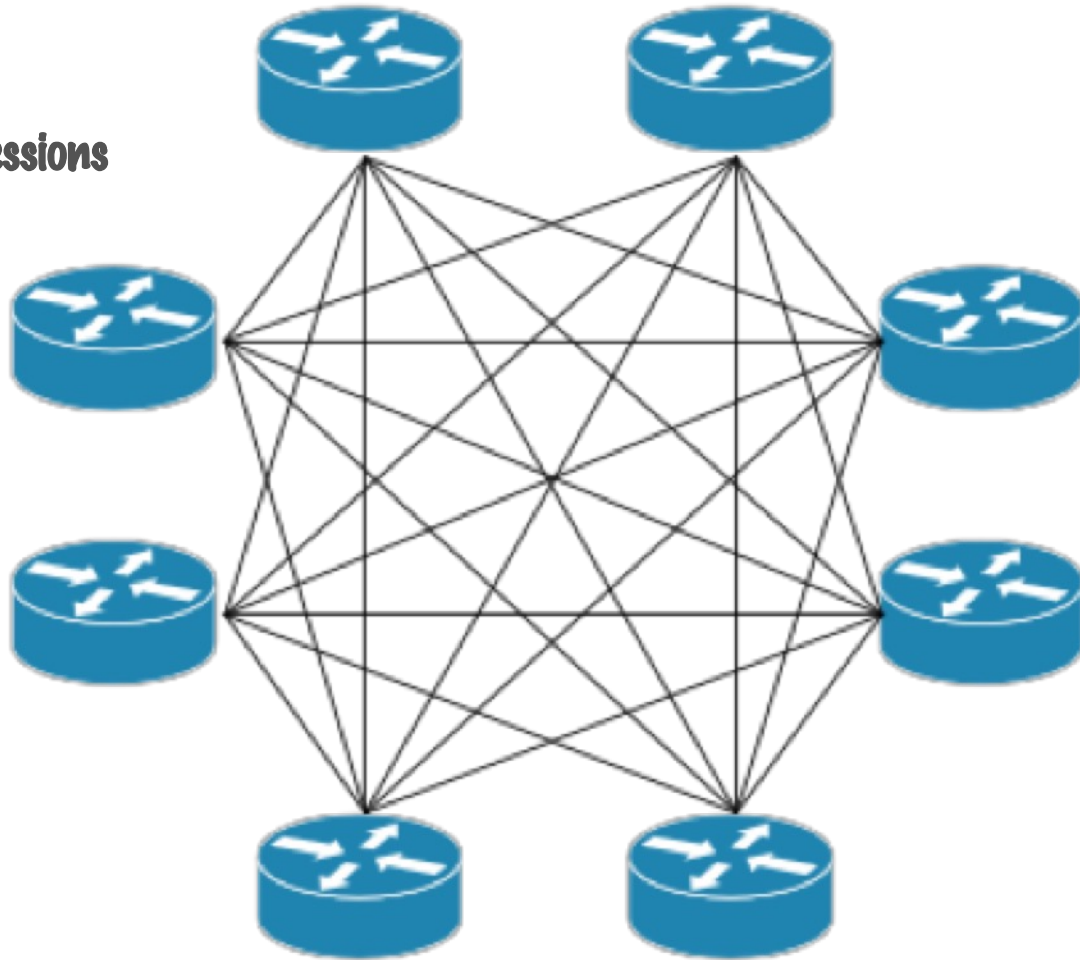
Network	 Next Hop		 Metric	 Communities?	 AS Path		
134.226.0.0/16	185.6.36.16		100		1213		Details
136.201.0.0/16	185.6.36.16		100		1213		Details
136.206.0.0/16	185.6.36.16		100		1213		Details
137.43.0.0/16	185.6.36.16		100		1213 2850		Details
140.203.0.0/16	185.6.36.16		100		1213		Details
142.220.0.0/16	185.6.36.16		100		1213		Details

What Happens When an AS Joins INEX?

- But how do I start peering with Google and Facebook and ...
- Usually you email them: peering@example.com
- But with 100 other members, that's a lot of emails and hours (on both ends)
- In fact it's:

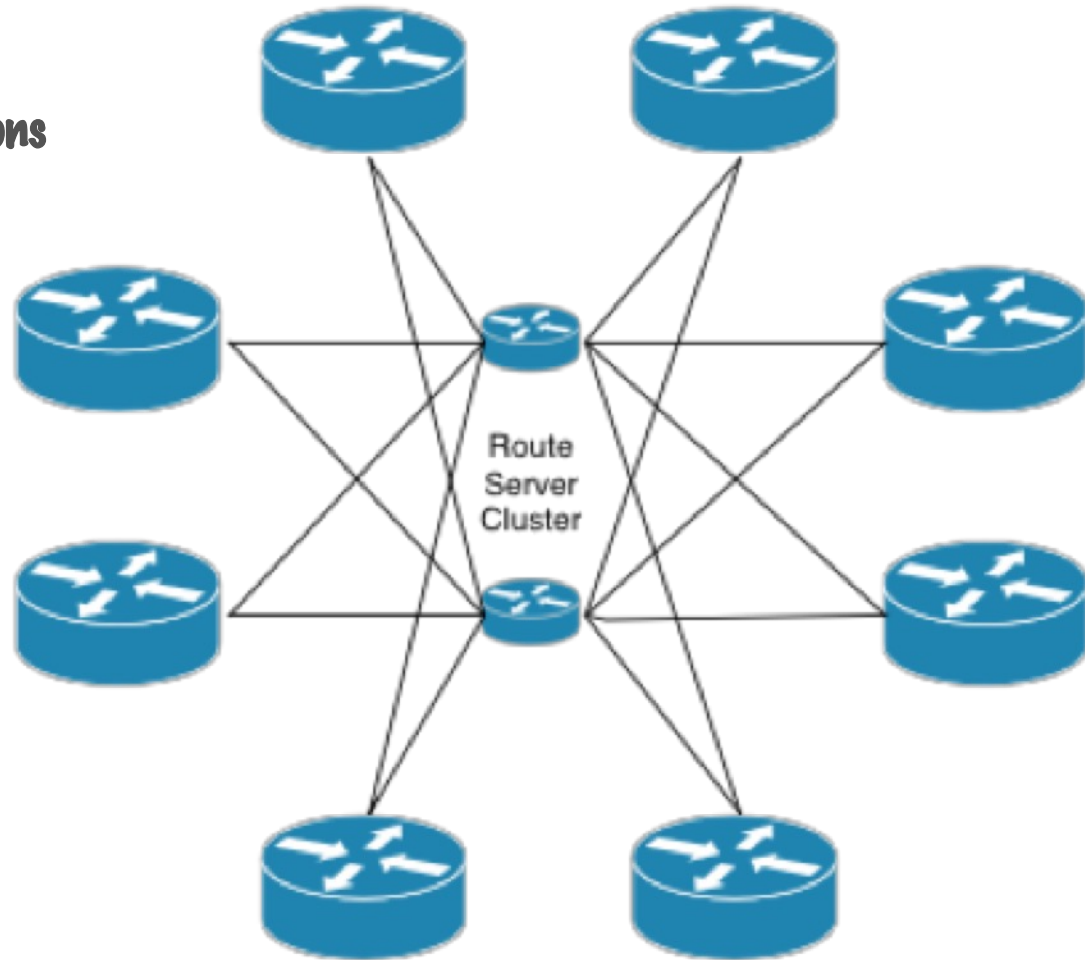
$$\frac{n(n+1)}{2} \Rightarrow \frac{100(101)}{2} \Rightarrow 5050$$

$\frac{n(n+1)}{2}$
individual BGP sessions



$2n$

individual BGP sessions



Route Servers

- RFC7947 - Internet Exchange BGP Route Server
- RFC7948 - Internet Exchange BGP Route Server Operations
- "Third party brokering system" run by the IX
 - Does not change advertised routes in anyway
 - Does not put its own ASN in the AS path
 - The next-hop address is the other member's router - route servers do not route traffic
 - Multilateral vs bilateral peering sessions
 - Must be reliable, secure and trust-worthy
- INEX's are IP addresses ending .8/.9/::8/::9 in each LAN, ASN is 43760

BGP

Best Path Selection Algorithm - Example

```
RP/0/RSP0/CPU0:rtr01#show bgp ipv4 unicast summary
```

Neighbor	Spk	AS	MsgRcvd	MsgSent	TblVer	InQ	OutQ	Up/Down	St/PfxRcd
83.220.203.172	0	12388	1804398	2846671	114184776	0	0	35w1d	123530
154.50.192.49	0	174	4253889	354696	114184776	0	0	35w1d	711433
194.88.240.6	0	112	405168	354596	114184776	0	0	16w3d	2
194.88.240.8	0	43760	465199	354663	114184776	0	0	16w3d	1729
194.88.240.9	0	43760	464071	354671	114184776	0	0	16w3d	1729
194.88.240.13	0	2110	355881	354542	114184776	0	0	4w6d	118
194.88.240.61	0	13335	731197	709289	114184776	0	0	16w3d	255
194.88.240.65	0	10310	729171	709325	114184776	0	0	16w3d	271
194.88.240.66	0	714	778921	709315	114184776	0	0	16w3d	542
194.88.240.67	0	714	798235	709314	114184776	0	0	16w3d	542
194.88.240.126	0	2128	405253	354672	114184776	0	0	16w3d	0

Looking Back: Best Path Selection Algorithm

```
rtr01#show bgp ipv4 unicast 140.203.0.0/16
```

```
BGP routing table entry for 140.203.0.0/16
```

```
Paths: (3 available, best #x)
```

```
174 3356 1213 1213
```

```
154.50.192.49 from 154.50.192.49 (154.26.32.227)
```

```
Localpref 100, valid, external
```

```
1213
```

```
194.88.240.15 from 194.88.240.8 (194.88.240.8)
```

```
Localpref 400, valid, external
```

```
1213
```

```
83.220.203.172 from 83.220.203.172 (83.220.203.170)
```

```
Localpref 300, valid, internal
```

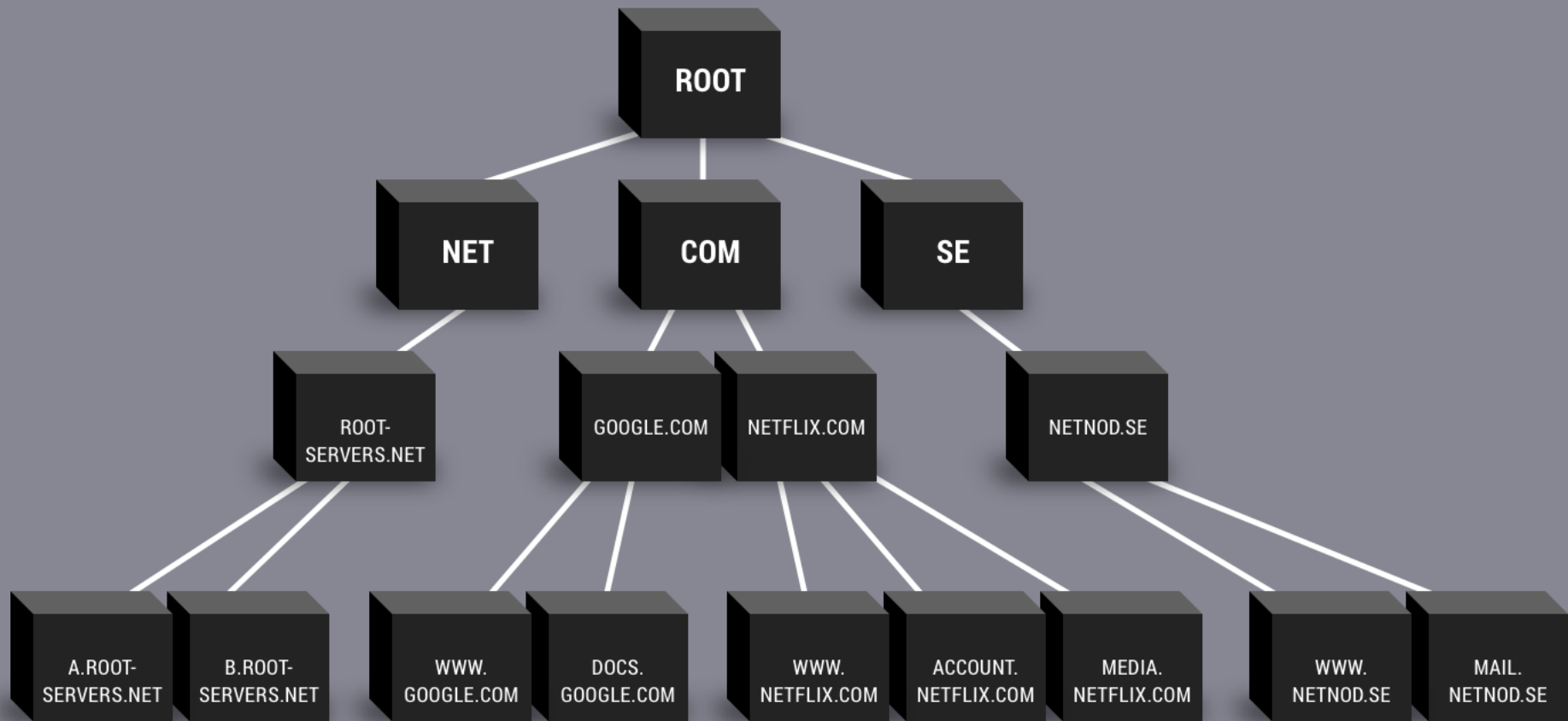
- **INEX route server ASN (43760) not in AS path**

- **Next hop is HEAnet's router, not the route server**

- **Route was learnt from the route server**

INEX and Essential Internet Infrastructure

- BGP "Anycast"
 - *Anycast* is a network addressing and routing methodology in which a single destination address has multiple routing paths to two or more endpoint destinations.
 - Usually means advertising the same /24 network from multiple AS'
 - Reliability - if one network or service instance goes offline, your router's BGP best-path algorithm will pick up the next best anycast advertisement
 - Latency - again, BGP best-path will pick the closest anycast advertisement
 - Only appropriate for certain services
 - CDNs - same content
 - DNS - and particularly the DNS root zone and TLDs



INEX and Essential Internet Infrastructure

- There are 12 organisations who operate DNS root name servers
 - There are ~750 instances on 13 different IP addresses
 -
 - These 13 addresses are hard-coded into DNS servers
- INEX offers pro-bono connections for such essential internet infrastructure:
 - Verisign " DNS root server (and .com/.net authoritative server)
 - PCH 'D' and 'E' DNS root servers and ~400 TLDs (many countries included)
 - RIPE 'K' DNS root (INEX Cork)
- RIPE Atlas anchors, IE domain registry, Cloudflare 'F' DNS root server
- AS112 service hosting and operated by INEX

Is Your Traffic Traversing INEX?

- Do a traceroute and see if an INEX IP shows up:
 - INEX LAN1: 185.6.36.0/23 / 2001:7f8:18::/64
 - INEX LAN2: 194.88.240.0/25 / 2001:7f8:18:12::/64
 - INEX Cork: 185.1.69.0/24 / 2001:7f8:18:210::/64


```
barryo@dub-ixn-lab01:~$ mtr -nrc 5 8.8.8.8
```

```
Start: 2018-10-25T16:24:09+0100
```

```
HOST: dub-ixn-lab01
```

	Loss%	Snt	Last	Avg	Best	Wrst	StDev
1. -- 185.101.240.0	0.0%	5	0.5	0.4	0.3	0.5	0.1
2. -- 185.6.36.57	0.0%	5	1.0	1.4	0.6	2.5	0.7
3. -- 74.125.244.1	0.0%	5	2.3	1.9	1.6	2.3	0.3
4. -- 72.14.239.219	0.0%	5	1.5	1.5	1.4	1.9	0.2
5. -- 8.8.8.8	0.0%	5	0.7	0.7	0.7	0.7	0.0

```
barryo@dub-ixn-lab01:~$
```

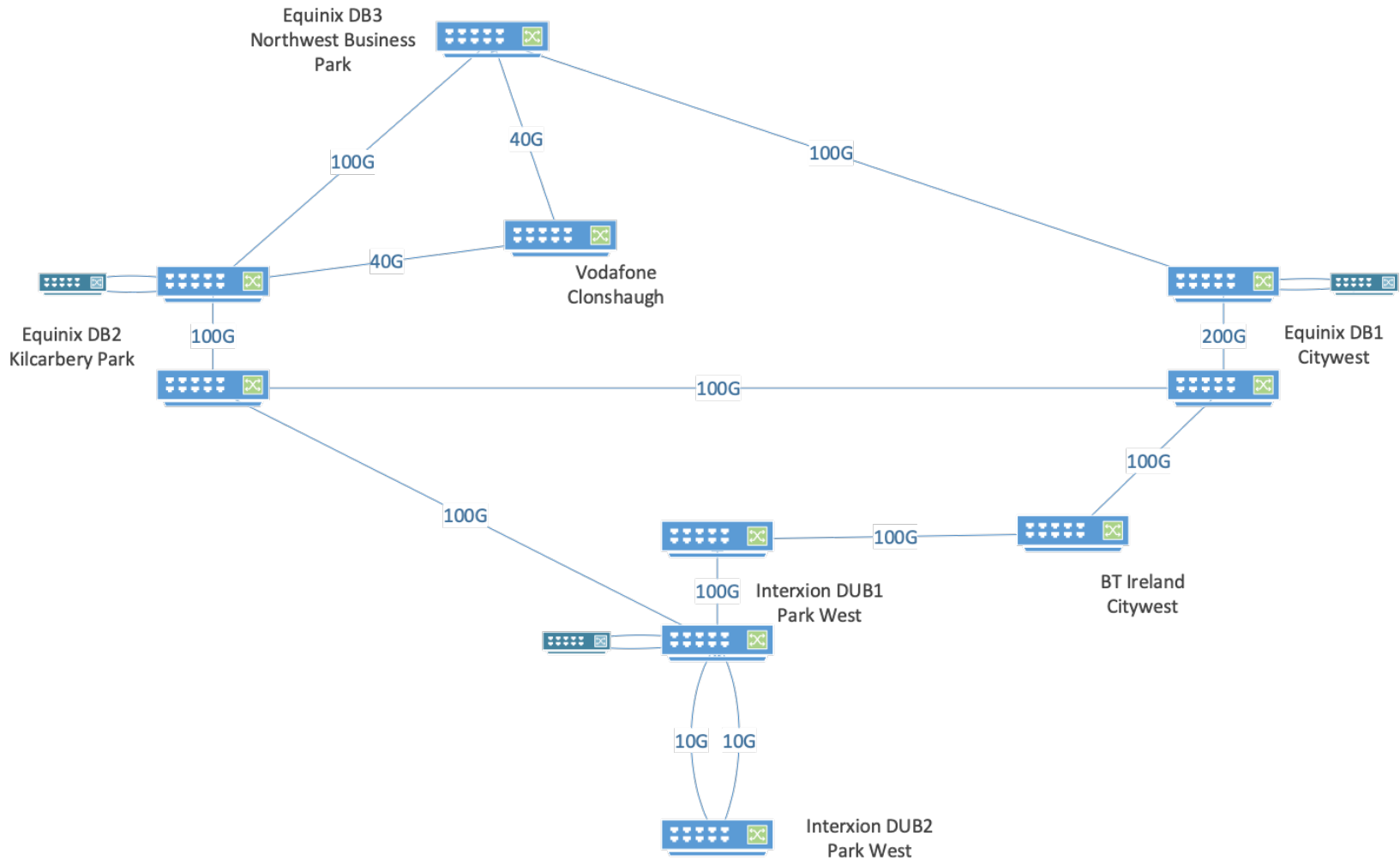


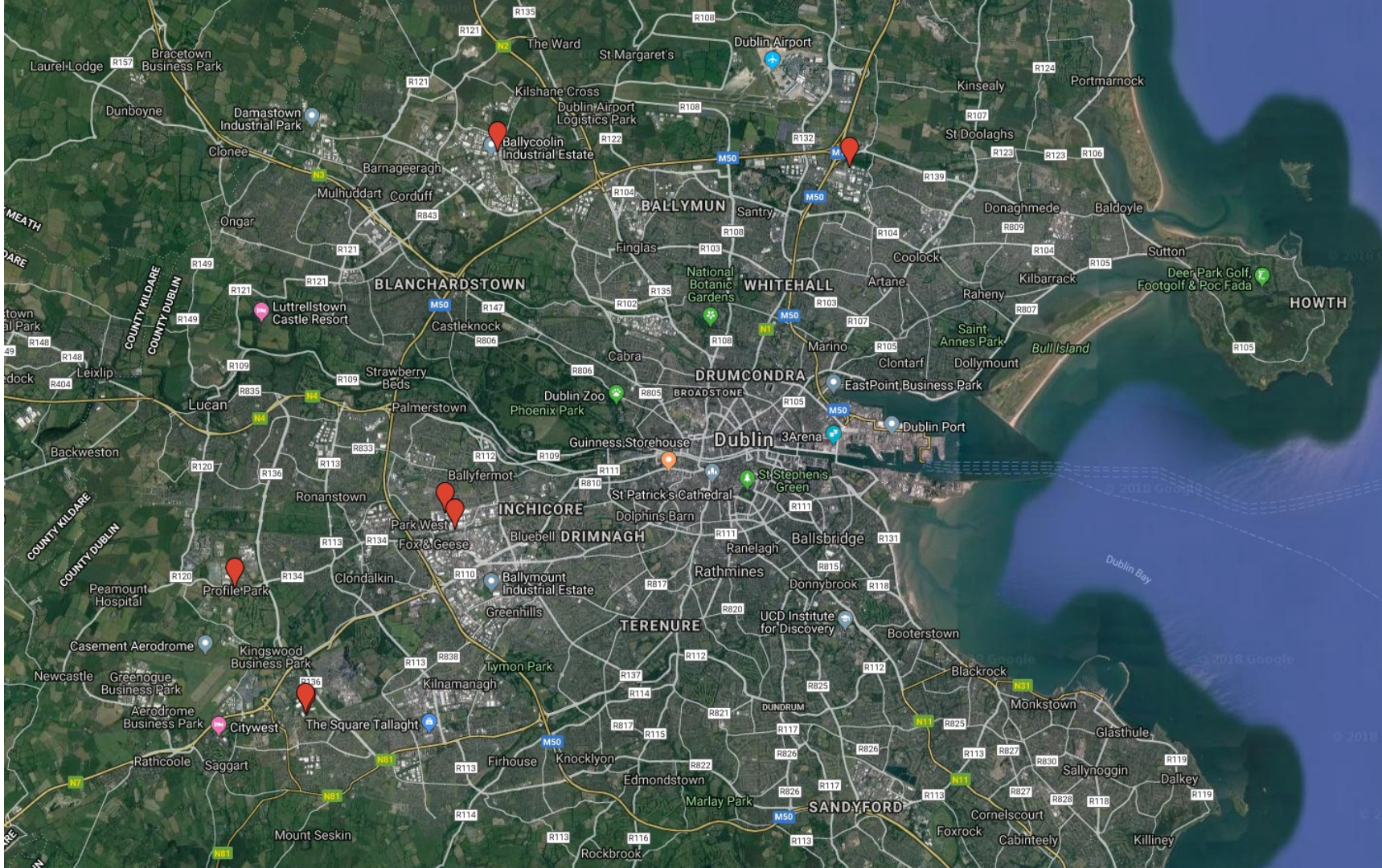
Google's router over INEX LAN1



INEX LANS

Technical Detail

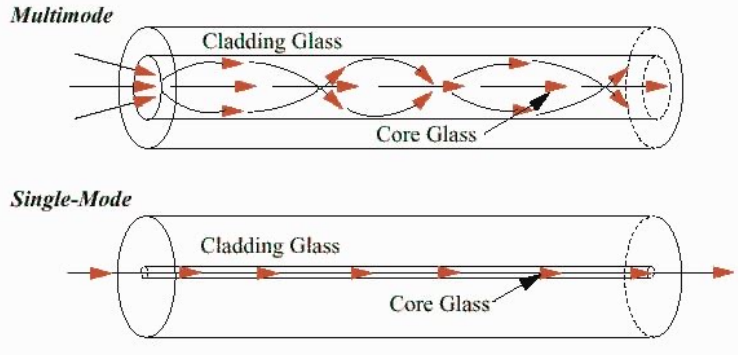




MAIN CONTENT

ISLs - InterSite Links

- INEX has a single-mode (SM) dark fibre pair between sites
 - Multi-mode Fibre (usually orange (OM2) or blue (OM3)) - 10Gb @ ~300m
 - Single-mode Fibre (yellow) - 10Gb @ ~120Km



ISLs - InterSite Links

- INEX has a single-mode (SM) dark fibre pair between sites
 - Multi-mode Fibre (usually orange (OM2) or blue (OM3)) - 10Gb @ ~300m
 - Single-mode Fibre (yellow) - 10Gb @ ~120Km
- Fibre "pair":
 - one strand for Tx (transmit)
 - one strand for Rx (receive)

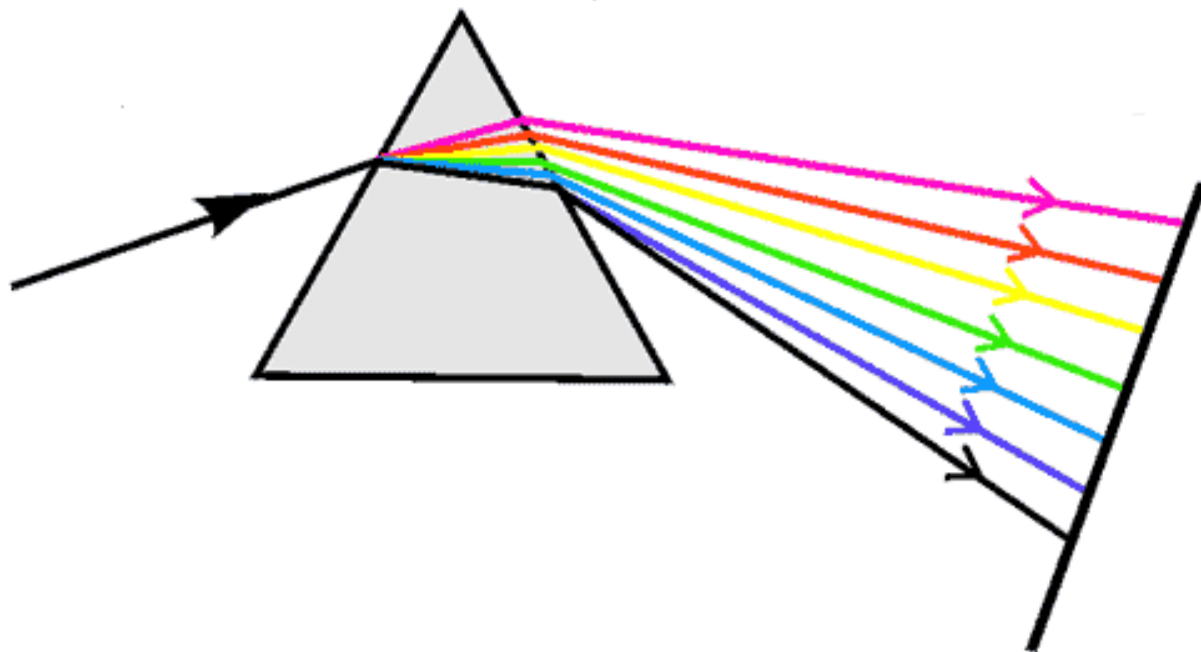


ISLs - InterSite Links

- INEX has a single-mode (SM) dark fibre pair between sites
 - Multi-mode Fibre (usually orange (OM2) or blue (OM3)) - 10Gb @ ~300m
 - Single-mode Fibre (yellow) - 10Gb @ ~120Km
- Fibre "pair":
 - one strand for Tx (transmit)
 - one strand for Rx (receive)
- On each fibre pair, INEX needs to run multiple links:
 - n x 100Gb for INEX LAN1
 - n x 100Gb for INEX LAN2
 - 10Gb for management

INEX

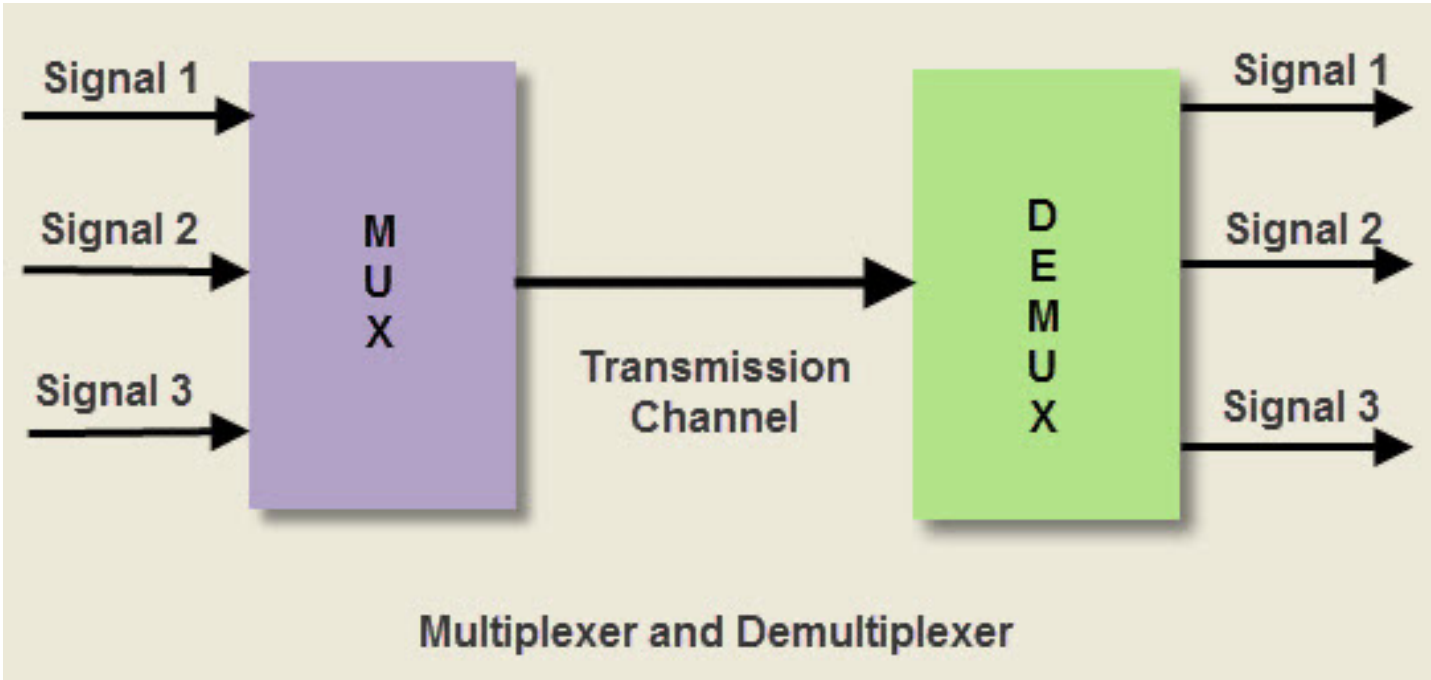
(D)WDM

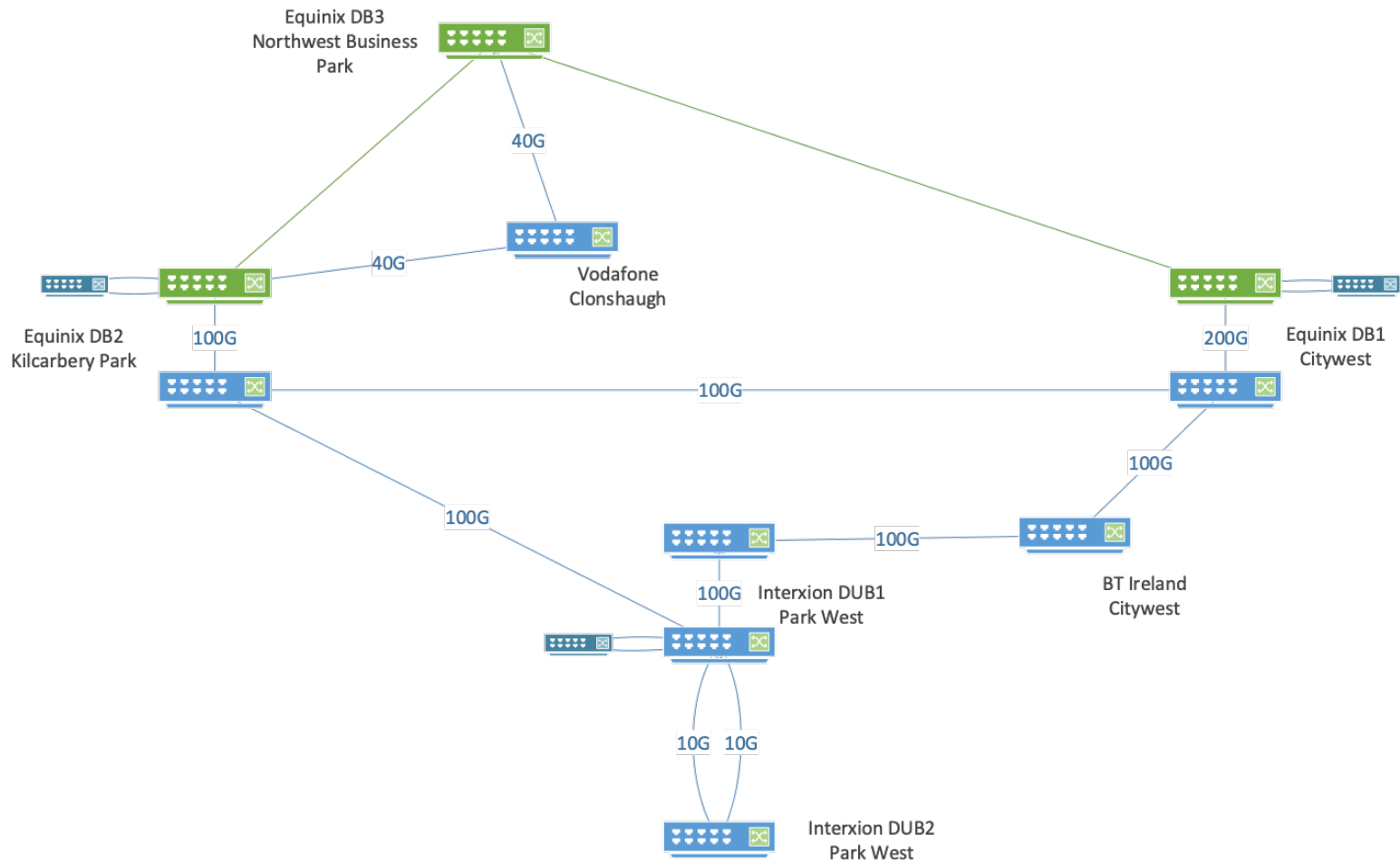


(D)WDM

- Wavelength Division Multiplexing
- Using lasers to send light through fibre systems
- When light bends when sent through a prism or a diffraction grating, different wavelengths bend by a different amount
- We can run 1G / 10G / 100G links on different colours (wavelengths)

(D)WDM - MUX/DEMUX





On each dark fibre pair, we need to run:

- $n \times 100\text{G LAN1}$
- $n \times 100\text{G LAN2}$
- $1 \times 10\text{G Mgmt}$

